

CITY OF ALBANY, NEW YORK



FINANCIAL STATEMENTS AND REPORTS REQUIRED UNDER THE UNIFORM GUIDANCE

December 31, 2015

CITY OF ALBANY, NEW YORK

TABLE OF CONTENTS

	Page
Independent Auditor's Report on the Financial Statements	1-2
Management's Discussion and Analysis	3-16
Basic Financial Statements	
Government-Wide Financial Statements:	
Statement of Net Position	17
Statement of Activities	18
Fund Financial Statements:	
Balance Sheet – Governmental Funds	19
Statement of Revenues, Expenditures and Changes in Fund Balances – Governmental Funds	20
Reconciliation of the Balance Sheet – Governmental Funds with the Statement of Position	21
Reconciliation of the Statement of Revenues, Expenditures and Changes in Fund Balances – Governmental Funds with the Statement of Activities	22
Statement of Fiduciary Net Position – Fiduciary Funds	23
Combining Statement of Net Position – Discretely Presented Component Units	24
Combining Statement of Activities – Discretely Presented Component Units	25
Notes to Financial Statements	26-53
Required Supplementary Information	
Schedule of Revenues, Expenditures and Modified Budget and Actual – General and Special Revenue Funds	54
Schedule of the City's Proportionate Share of the Net Pension Asset / (Liability) – New York State Police and Fire Retirement System	55
Schedule of Contributions – New York State Police and Fire Retirement System	56
Schedule of the City's Proportionate Share of the Net Pension Asset / (Liability) – New York State and Local Employees' Retirement System	57
Schedule of Contributions – New York State and Local Employees' Retirement System	58

CITY OF ALBANY, NEW YORK

TABLE OF CONTENTS (Continued)

	Page
Additional Reports	
Independent Auditor's Report on Internal Control Over Financial Reporting and on Compliance and Other Matters Based on an Audit of Financial Statements Performed in Accordance with <i>Government Auditing Standards</i>	59-60
Independent Auditor's Report on Compliance for Each Major Program and on Internal Control Over Compliance Required by the Uniform Guidance	61-62
Schedule of Expenditures of Federal Awards	63-64
Notes to Schedule of Expenditures of Federal Awards	65
Schedule of Findings and Questioned Costs	66-67
Status of Prior Year Findings	68

INDEPENDENT AUDITOR'S REPORT

Members of the City Council
City of Albany, New York

Report on the Financial Statements

We have audited the accompanying financial statements of the governmental activities, the aggregate discretely presented component units, each major fund, and the aggregate remaining fund information of the City of Albany, New York (the City), as of and for the year ended December 31, 2015, and the related notes to the financial statements, which collectively comprise the City's basic financial statements as listed in the accompanying table of contents.

Management's Responsibility for the Financial Statements

Management is responsible for the preparation and fair presentation of these financial statements in accordance with accounting principles generally accepted in the United States of America; this includes the design, implementation, and maintenance of internal control relevant to the preparation and fair presentation of financial statements that are free from material misstatement, whether due to fraud or error.

Auditor's Responsibility

Our responsibility is to express opinions on these financial statements based on our audit. We did not audit the financial statements of the Albany Parking Authority, the Albany Water Board, the Albany Industrial Development Agency, or certain other component units which collectively represent approximately 68% and 88%, respectively, of the assets and revenues of the aggregate discretely presented component units. Those financial statements were audited by other auditors whose reports have been furnished to us, and our opinion, insofar as it relates to the amounts included for those aggregate discretely presented component units, is based solely on the reports of the other auditors. We conducted our audit in accordance with auditing standards generally accepted in the United States of America and the standards applicable to financial audits contained in *Government Auditing Standards*, issued by the Comptroller General of the United States. Those standards require that we plan and perform the audit to obtain reasonable assurance about whether the financial statements are free of material misstatement.

An audit involves performing procedures to obtain audit evidence about the amounts and disclosures in the financial statements. The procedures selected depend on the auditor's judgment, including the assessment of the risks of material misstatement of the financial statements, whether due to fraud or error. In making those risk assessments, the auditor considers internal control relevant to the entity's preparation and fair presentation of the financial statements in order to design audit procedures that are appropriate in the circumstances, but not for the purpose of expressing an opinion on the effectiveness of the entity's internal control. Accordingly, we express no such opinion. An audit also includes evaluating the appropriateness of accounting policies used and the reasonableness of significant accounting estimates made by management, as well as evaluating the overall presentation of the financial statements.

We believe that the audit evidence we have obtained is sufficient and appropriate to provide a basis for our audit opinion.

Opinion

In our opinion, based on our audit and the reports of other auditors, the financial statements referred to above present fairly, in all material respects, the respective financial position of the governmental activities, the aggregate discretely presented component units, each major fund, and the aggregate remaining fund information of the City of Albany, New York, as of December 31, 2015, and the respective changes in financial position for the year then ended in accordance with accounting principles generally accepted in the United States of America.

Other Matters

Change in Accounting Principle

As described in Note 1 to the financial statements, the City adopted GASB Statement No. 68, *Accounting and Financial Reporting for Pensions*. Our opinion is not modified with respect to this item.

Required Supplementary Information

Accounting principles generally accepted in the United States of America require that the management's discussion and analysis and budgetary comparison information on pages 3 through 16 and 54 and other required supplementary information on pages 55 through 58 be presented to supplement the basic financial statements. Such information, although not a part of the basic financial statements, is required by the Governmental Accounting Standards Board, who considers it to be an essential part of financial reporting for placing the basic financial statements in an appropriate operational, economic, or historical context. We and other auditors have applied certain limited procedures to the required supplementary information in accordance with auditing standards generally accepted in the United States of America, which consisted of inquiries of management about the methods of preparing the information and comparing the information for consistency with management's responses to our inquiries, the basic financial statements, and other knowledge we obtained during our audit of the basic financial statements. We do not express an opinion or provide any assurance on the information because the limited procedures do not provide us with sufficient evidence to express an opinion or provide any assurance.

Other Information

Our audit was conducted for the purpose of forming opinions on the financial statements that collectively comprise the City's basic financial statements. The schedule of expenditures of federal awards is presented for purposes of additional analysis as required by Title 2 U.S. *Code of Federal Regulations* (CFR) Part 200, *Uniform Administrative Requirements, Cost Principles, and Audit Requirements for Federal Awards*, and is also not a required part of the basic financial statements.

The schedule of expenditures of federal awards is the responsibility of management and was derived from the underlying accounting and other records used to prepare the basic financial statements. Such information has been subjected to auditing procedures applied in the audit of the basic financial statements and certain additional procedures, including comparing and reconciling such information directly to the underlying accounting and other records used to prepare the basic financial statements or to the basic financial statements themselves, and other additional procedures in accordance with auditing standards generally accepted in the United States of America. In our opinion, the schedule of expenditures of federal awards is fairly stated in all material respects in relation to the basic financial statements as a whole.

Other Reporting Required by Government Auditing Standards

In accordance with *Government Auditing Standards*, we have also issued our report dated September 27, 2016, on our consideration of the City of Albany, New York's internal control over financial reporting and on our tests of its compliance with certain provisions of laws, regulations, contracts, and grant agreements and other matters. The purpose of that report is to describe the scope of our testing of internal control over financial reporting and compliance and the results of that testing, and not to provide an opinion on internal control over financial reporting or on compliance. That report is an integral part of an audit performed in accordance with *Government Auditing Standards* in considering the City of Albany, New York's internal control over financial reporting and compliance.

UHY LLP

Management Discussion & Analysis

OVERVIEW

The Management Discussion and Analysis (MD&A) of the City of Albany, New York is an introduction to the major activities affecting the operation of the City and an overview and analysis of the City's financial statements for the calendar year that ended December 31, 2015. It also provides comparative analysis of the City's overall financial position and results of operations as compared to those reported in the City's financial statements for the calendar year ended December 31, 2014.

The information contained in this MD&A should be considered in conjunction with the information contained in the government-wide financial statements, the governmental funds financial statements, and footnotes to the governmental funds financial statements.

The City's financial statements are prepared using generally accepted accounting principles and are presented in a format prescribed by the Government Accounting Standards Board's (GASB) Statement No. 34 "State and Local Government Financial Statements and MD&A" and other related statements.

FINANCIAL STATEMENTS

In accordance with required reporting standards, the City's financial statements include 1) *government-wide* financial statements and 2) *governmental funds* financial statements.

Government-Wide Financial Statements

Statement of Net Position
Statement of Activities

The *Statement of Net Position* includes Assets, Deferred Outflows of Resources, Liabilities and Deferred Inflows of Resources of the City as a whole, with the difference between Assets plus Deferred Outflows of Resources and Liabilities plus Deferred Inflows of Resources reported as Net Position. The *Statement of Activities* presents financial information as to how the City's Net Position changed during the fiscal year, with all changes being reported as the underlying event occurs, regardless of the timing of cash flows. Over time, increases or decreases in the City's Net Position are one indicator of whether its financial position is deteriorating or strengthening. However, in contrast to commercial enterprises, the City has no goal of accumulating net position. The *Statement of Net Position* and the *Statement of Activities* delineate between the primary government (the City of Albany, plus the Albany Community Development Agency) and the City's component units¹. Component units are legally separate from the City, but because the City has some financial accountability for them, they are reported in the City's financial statements. Both statements utilize the accrual basis of accounting, the same accounting method used by most private-sector organizations.

Governmental Funds Financial Statements

Balance Sheet
Statement of Revenues, Expenditures and Changes in Fund Balances

The Governmental Funds Financial Statements consist of a *Balance Sheet*, and a *Statement of Revenues, Expenditures and Changes in Fund Balances*. The *Balance Sheet* includes short-term assets such as cash, and short-term liabilities such as accounts payable, but it does not include long-term liabilities such as bonds payable, or capital assets, such as land and buildings. The *Statement of Revenues, Expenditures and Changes in Fund Balances* report only those revenues and expenditures that were collected in cash or paid with cash during the current period or shortly after the end of the year. The Fund Financial Statements provide financial information about the most significant funds of the City. Governmental Funds focus on near-term inflows, outflows, and resources still available at the end of the fiscal year. This measurement focus is known as the modified accrual basis of accounting.

¹ The component units consist of the Albany Water Board and Municipal Water Finance Authority, the Albany Parking Authority, the Albany Industrial Development Agency, the Albany Port Commission, the three Business Improvement Districts and the City of Albany Capital Resource Corporation. Independent accounting firms separately audit these entities. Financial information from these entities, excluding one of the Business Improvement Districts, has been reported in the City's financial statements. The fiduciary funds consist of the City Trust and the payroll accounts. Copies of the complete financial reports for the component units can be obtained by contacting the Treasurer's office of the City of Albany.

Reconciliation of Government-wide Financial Statements with Governmental Funds Financial Statements

Many financial transactions are treated differently on the governmental funds financial statements and the government-wide financial statements. The basic financial statements contain a reconciliation of these items and a full explanation of these differences is contained in Note 2 of the Notes to Financial Statements.

Reconciliation of Balance Sheet with Statement of Net Position

Balances and activities accounted for in the *Balance Sheet* (governmental funds financial statements) and those accounted for in the *Statement of Net Position* (government-wide financial statements) are substantially different because the measurement focus differs between the two statements. For example, long-term liabilities, including bonds payable, vacation, sick time, pending and estimated judgments, and claims are included in the *Statement of Net Position*, but not included in the *Balance Sheet* because they are paid over many years and not with currently available funds.

Net capital assets (fixed assets and infrastructure, minus accumulated depreciation) are reflected in the *Statement of Net Position*, but are not reported on the *Balance Sheet*. Long-term liabilities, such as bonds and loans payable, accrued post employment benefit obligation, and other long-term liabilities, are not reported as liabilities on the Balance Sheet but are reflected in the Statement of Net Position.

Reconciliation of Statement of Revenues, Expenditures and Changes in Fund Balances with Statement of Activities

The *Revenues, Expenditures, and Fund Balances* reported in the *Statement of Revenues, Expenditures and Changes in Fund Balances - Governmental Funds* differ from those reported on the *Statement of Activities* (government-wide financial statements) in several respects:

- Capital outlays are shown as expenditures on the *Statement of Revenues, Expenditures and Changes in Fund Balances - Governmental Funds*. However, only the depreciation expense of capital assets is reported on the *Statement of Activities*.
- Vacation expenses, employee retirement benefits, and judgments and claims are expensed as they are paid on the *Statement of Revenues, Expenditures and Changes in Fund Balances - Governmental Funds*. However, the *Statement of Activities* shows those expenses incurred during the reporting period. Long-term debt principal paid is reported as an expenditure on the *Revenues, Expenditures and Changes in Fund Balances - Governmental Funds*, but is not reported as an expenditure on the *Statement of Activities*. Rather, principal paid is reported as a reduction of the bonds and loans payable liability in the *Statement of Net Position*. Long-term debt interest is reported as an expenditure when the interest is paid on the *Revenues, Expenditures and Changes in Fund Balances - Governmental Funds*. Interest expense reported in the *Statement of Activities* is the interest expense incurred during the year, irrespective of when the interest is paid.

OVERVIEW OF THE CITY'S FINANCIAL POSITION

City of Albany Highlights

The General Fund revenues for 2015 totaled \$162.9 million and were under the final budget by \$8.7 million. The General Fund expenses totaled \$165.5 million and were \$8.1 million lower than the final budget. While the 2015 City budget planned for a reduction in fund balance of \$2.0 million, the fund balance actually lost \$4.9 million for the year. The \$2.6 million deficiency of revenues over expenses is added to other financing uses of \$2.3 million which resulted in the fund balance ending the year at \$5.0 million. The unassigned fund balance was at a \$1.7 million deficit balance by year end.

Government-Wide Financial Statements

Statement of Net Position

Primary government total liabilities and deferred inflows of resources exceeded total assets and deferred outflows of resources by \$5.6 million. This resulted in an increase of net position of approximately \$3.9 million from 2014.

Total assets (\$290.6 million) increased from 2014 by \$9.6 million. The areas that increased are cash and cash equivalents (increased by \$6.7 million), capital assets, net (increased by \$3.6 million), accounts receivable, net (increased by \$1.5 million) and due from other governments (increased by \$1.0 million). The areas that decreased are cash and cash equivalents – restricted (decreased by \$0.8 million) and prepaid and other assets (decreased by \$3.6 million). The increase in cash and cash equivalents was primarily related to the sale of bond anticipation notes. The increase capital assets, net is the result of the increase in construction in process and machinery and equipment. The increase in accounts receivable, net is related to moneys due to the City for reimbursable health insurance claims and building demolition expenses. The increase in due from other governments is primarily related to funds due to the City from the state and federal government for capital projects.

Total liabilities (\$310.3 million) increased by \$19.8 million from 2014. The primary liabilities which increased were accounts payable and accrued expenses (increased by \$0.8 million), due to component units (increased by \$0.9 million), bond and revenue anticipation notes payable (increased by \$20.3 million), accrued post employment benefit obligation (increased by \$3.8 million), due to NYS Retirement System (increased by \$0.4 million) and judgments and claims (increased by \$1.6 million). There is a new category net pension liability which added \$8.5 million to the total liabilities. The most significant decrease was bonds and loans payable (decreased by \$15.9 million) and compensated absences (decreased by \$0.6 million).

Accounts payable and accrued expenses increased as a result of a larger volume of invoices received at year end. The increase in due to component units is related to collecting for delinquent taxes on the Water Board's behalf. Bond and revenue anticipation notes payable increased as a result of issued bond anticipation notes related to 2015 capital projects and revenue anticipation notes in 2015. Due to NYS Retirement System increased because the City amortized the maximum portion of the 2015 contribution to NYS Retirement System. Judgments and claims increased as a result of a review and updated costs associated with prior claims performed by the City's third party worker's compensation administrator. Bonds and loans payable decreased as a result of the short maturities on recent bond issues. Compensated absences decreased as a result of employee turn-over and retirements.

The City of Albany's large Post-Employment Benefit Actuarial Accrual liability (\$268.8 million) is driven by the health care plan which has traditionally been extended to retirees. The liability recognized in the Statement of Net Position is \$73.7 million.

Deferred outflows of resources increased by \$16.5 million from 2014 and deferred inflows of resources increased by \$2.4 million from 2014 mainly due to the adoption of GASB Statement No. 68, *Accounting and Financial Reporting for Pensions* effective January 1, 2015.

Of the net position, \$133.0 million is net invested in capital assets, and \$1.6 million is restricted for program specific activities and for debt service, leaving a deficit balance in unrestricted net position of \$140.2 million – a decrease from 2014 of \$15.1 million. The total net position increased by \$3.9 million. The increase is related to the adoption of GASB Statement No. 68.

Total capital assets including property and equipment after depreciation are valued at \$207.7 million, with increases of approximately \$18.4 million of additions to capital assets. Approximately \$27.6 million of capital assets are not subject to depreciation, including approximately \$5.0 million of land, and \$22.6 million of construction in progress which is related to the City's landfill expansion project and state and federally funded transportation projects. A more detailed description of capital assets is found in Footnote 7.

Governmental Activities - Primary Government
Net Position at December 31, 2015
(in Millions)

	2015	2014	Increase/ (Decrease)
Total assets	\$290.6	\$281.0	\$9.6
Total deferred outflows of resources	16.5	-	16.5
Total liabilities	310.3	290.5	19.8
Total deferred inflows of resources	2.4	-	2.4
Excess (deficiency) of assets and deferred outflows of resources over liabilities and deferred inflows of resources	(5.6)	(9.5)	(10.2)
Net invested in capital assets	133.0	113.0	20.0
Restricted for debt service and program activities	1.6	2.6	(1.0)
Unrestricted (deficiency)	(140.2)	(125.1)	(15.1)
Total Net Position	(\$5.6)	(\$9.5)	\$3.9

Component Units

Total assets and deferred outflows of resources exceeded total liabilities and deferred inflows of resources by \$85.3 million – an increase of \$1.1 million from 2014. Total assets and deferred outflows of resources (\$157.7 million) decreased by \$7.9 million. Net invested in capital assets increased by \$6.9 million.

Total liabilities and deferred inflows of resources (\$72.4 million) decreased by \$9.0 million. Bonds and notes payable decreased \$8.7 million. Net position increased \$1.1 million from 2014 to 2015 due mostly to a significant increase in net position of the Water Board/Authority offset by the effect that the Capitalize Albany Corporation is no longer a component unit of the City effective January 1, 2015.

Governmental Activities - Component Units
Net Assets at December 31, 2015
(in Millions)

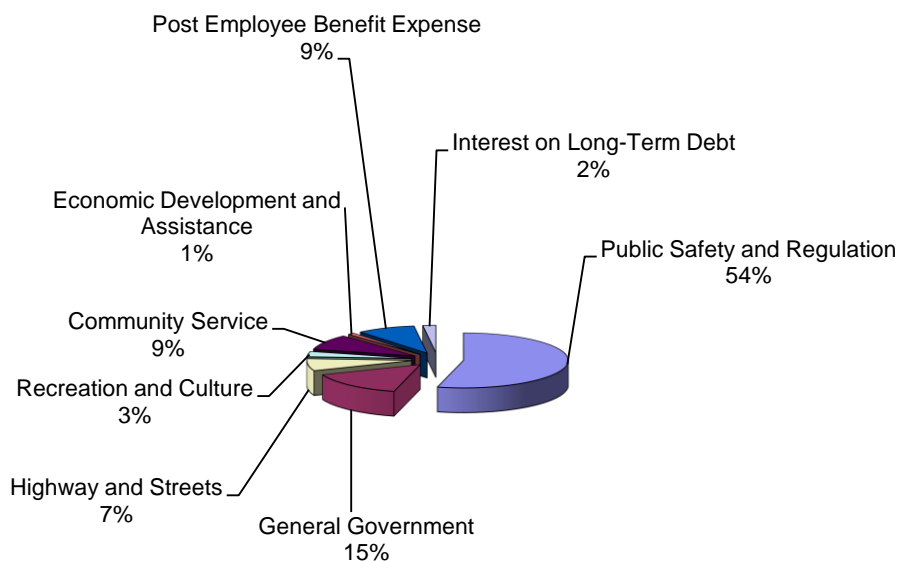
	2015	2014	Increase/ (Decrease)
Total assets and deferred outflows of resources	\$157.7	\$165.6	(\$7.9)
Total liabilities and deferred inflows of resources	72.4	81.4	(9.0)
Excess of assets and deferred outflows of resources over liabilities and deferred inflows of resources	85.3	84.2	1.1
Net invested in capital assets	40.9	34.0	6.9
Restricted for debt service and program activities	-	0.2	(0.2)
Unrestricted	44.4	50.0	(5.6)
Total Net Position	\$85.3	\$84.2	\$1.1

Statement of Activities

The *Statement of Activities*: The Statement of Activities describes the cost of the major governmental functions and compares the costs of these functions with revenue attributable to these activities.

Governmental Activities - Expenses <i>(in Millions)</i>				
Governmental Functions	2015	2014	Increase/ (Decrease)	% of Change
Public Safety and Regulation	\$94.2	\$94.6	(\$0.4)	0%
General Government	26.4	28.9	(2.5)	-9%
Highway and Streets	12.6	11.2	1.4	13%
Recreation and Culture	4.7	5.1	(0.4)	-8%
Community Service	15.9	20.8	(4.9)	-24%
Economic Development and Assistance	2.6	4.3	(1.7)	-40%
Post Employee Benefit Expense	15.4	14.8	0.6	4%
Interest on Long-Term Debt	3.0	3.2	(0.2)	-6%
Total	\$174.8	\$182.9	(\$8.1)	-4%

Functional Expenses – Primary Government



Public Safety accounts for 54 percent of expenses, while General Government is at 15 percent and Community Services accounts for 9 percent. Post-Employment Benefits, which consist of retiree health care costs as well as the accrued liability for health care costs for active employees upon retirement, accounts for 9 percent of expenses.

Expenses decreased from 2014 by \$8.1 million.

General Government expenses of \$26.4 million decreased by \$2.5 million and are offset by \$3.5 million in charges for services most of which came from permit, license and inspection fees. Community Service expenses of \$15.9 million decreased by \$4.9 million and are offset by \$2.6 million in grants related to the Albany Community Development Agency and \$12.7 million in charges for services, the largest part of which is revenue generated from private companies and other localities who use the city-owned regional

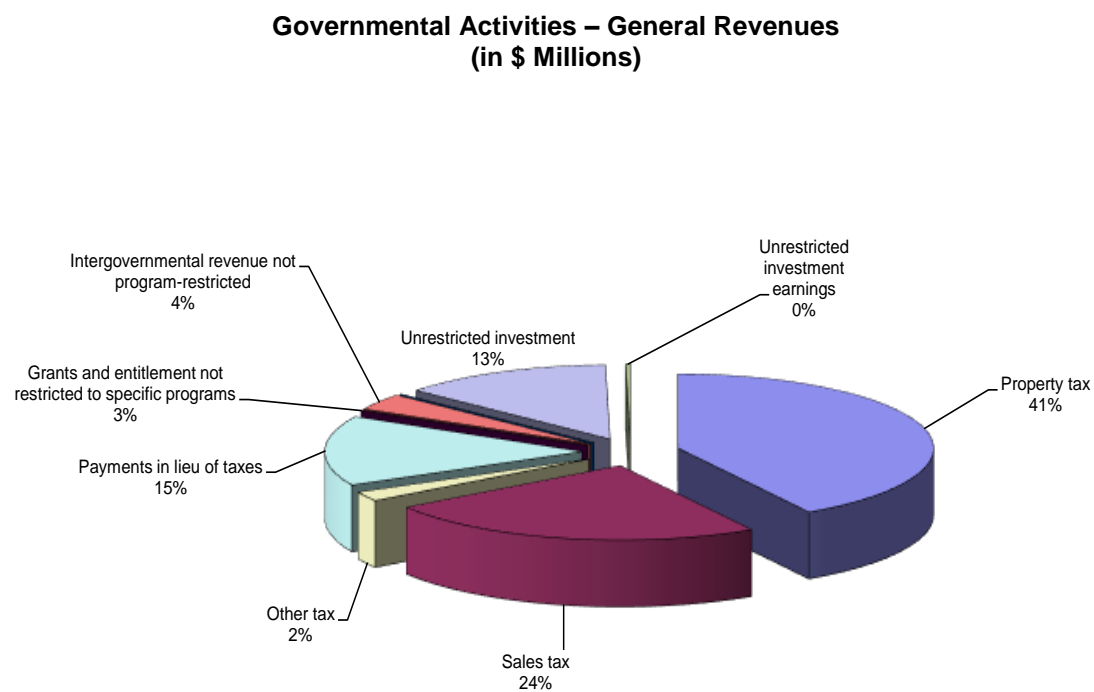
landfill. Public Safety expenses of \$94.2 million decreased by \$0.4 million and are offset by \$9.5 million in charges for services and \$3.9 million in grant funds for COPS hiring, urban security, truancy, and motor vehicle theft prevention programs. Highway and Streets expenses of \$12.6 million increased by \$1.4 million and are offset by \$7.4 million in capital grants and contributions and \$0.1 million in charges for services.

Revenues increased from 2014 by \$7.3 million.

Total general revenues (\$136.7 million) increased by \$7.3 million. Property taxes (\$56.7 million) increased by \$0.9 million, sales tax revenue (\$32.9 million) increased by \$0.6 million. Payments in lieu of taxes (\$20.8 million) increased by \$1.4 million. Grants and entitlements not restricted to specific programs (\$4.9 million) increased by \$0.4 million, intergovernmental revenue not program restricted (\$18.2 million) increased by \$4.2 million in 2015.

Governmental Activities - General Revenues				
<i>(in Millions)</i>				
Revenues	2015	2014	Increase/ (Decrease)	% of Change
Property tax	\$ 56.7	\$ 55.8	\$ 0.9	2%
Sales tax	32.9	32.3	0.6	2%
Other tax	2.8	3.1	(0.3)	-10%
Payments in lieu of taxes	20.8	19.4	1.4	7%
Grants and entitlement not restricted to specific programs	4.9	4.5	0.4	9%
Intergovernmental revenue not program restricted	18.2	14.0	4.2	30%
Other	0.4	0.3	0.1	33%
Total General Revenues	\$ 136.7	\$ 129.4	\$ 7.3	6%

The following chart indicates the relative percentages of general revenues:



Component Units

Revenues of the Component Units totaled \$54.5 million, which is a decrease of \$8.5 million from 2014. The overall expenses of the Component Units totaled \$42.1 million a decrease of \$0.2 million. The Water Board/Water Authority accounts for the majority of the overall expenses among the component units. The following is a summary of the relative revenues and expenses of the component units, which excludes the Albany Community Development Agency because it is a blended component unit and is therefore included with the Primary Government in the *Statement of Activities*. The Capitalize Albany Corporation conducted a component unit status review and it was determined it is no longer a component unit of the City effective January 1, 2015.

The following table indicates the relative value of revenues for the component units:

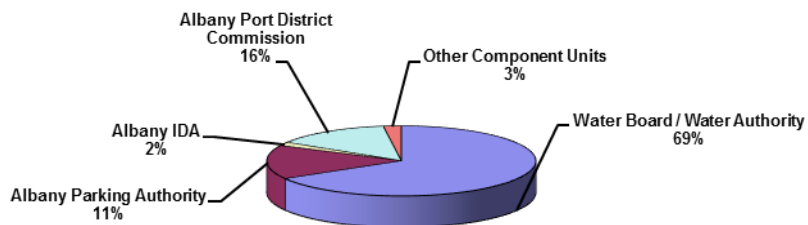
Component Units - Revenues				
<i>(in Millions)</i>				
Component Units	2015	2014	Increase / (Decrease)	% of Change
Water Board / Water Authority	\$38.6	\$38.2	\$0.4	1%
Albany Parking Authority	7.1	5.9	1.2	20%
Albany IDA	1.2	1.9	(0.7)	-37%
Albany Port District Commission	6.4	12.0	(5.6)	-47%
Capitalize Albany Corporation	0.0	3.2	(3.2)	-100%
Other Component Units (BIDS)	1.2	1.8	(0.6)	-33%
Total	\$54.5	\$63.0	(\$8.5)	-13%

The following table indicates the relative value of expenses (including depreciation) for the component units:

Component Units - Expenses				
<i>(in Millions)</i>				
Component Units	2015	2014	Increase / (Decrease)	% of Change
Water Board / Water Authority	\$28.0	\$28.6	(\$0.6)	-2%
Albany Parking Authority	6.6	5.0	1.6	32%
Albany IDA	0.7	0.7	-	0%
Albany Port District Commission	5.9	5.4	0.5	9%
Capitalize Albany Corporation	0.0	1.7	(1.7)	-100%
Other Component Units	0.9	0.9	0.0	0%
Total	\$42.1	\$42.3	(\$0.2)	0%

The following chart indicates the relative percentage of expenses (including depreciation) for the Component units.

Component Units – 2015 Expenses



Governmental Funds Financial Statements

Governmental Funds Balance Sheet

Assets increased by \$9.8 million. The largest increase (\$6.8 million) is in cash and cash equivalents as a result of issuing revenue anticipation notes for short-term cash requirements.

Liabilities and deferred inflows of resources increased by \$22.9 million due mostly to an increase of \$20.3 million in bond and revenue anticipation notes payable. Accounts payable and accrued expenses increased \$0.8 million from a higher volume of invoices received at year end. Due to other funds increased by \$0.4 million as a result of payments made for capital projects at the end of the year and due to component units increased by \$0.9 million from collecting delinquent water fees for the Water Board.

The City's fund balance is classified as: non-spendable, restricted, committed, assigned and unassigned. The City's General Fund Balance at year-end was \$4.9 million. The non-spendable portion consists of \$4.1 million in prepayments, primarily to the state retirement plan. The restricted fund balance includes \$1.3 million for debt service, \$0.9 million for landfill post closure expenses, \$0.4 million for the solid waste management facility and \$0.1 million for other. There is no assigned fund balance to be appropriated to the 2016 budget. The unassigned general fund balance totals a deficit of \$1.7 million.

Governmental Funds - Balance Sheet

	2015	2014	Increase / (Decrease)
Total assets and deferred outflows of resources	\$93.2	\$83.4	\$9.8
Total liabilities and deferred inflows of resources	104.8	81.9	22.9
Total fund balances	(\$11.6)	\$1.5	(\$13.1)

Combined Statement of Revenue and Expenditures -- Budget to Actual

CITY OF ALBANY, NEW YORK								
COMBINED STATEMENT OF REVENUES, EXPENDITURES, MODIFIED BUDGET AND ACTUAL - GENERAL AND SPECIAL REVENUE FUNDS (in Millions)								
	General Fund				Special Revenue Fund			
	Original Budget	Modified Budget	Actual	Actual Over/ (Under) Final Budget	Original Budget	Modified Budget	Actual	Actual Over/ (Under) Final Budget
REVENUES								
Real property taxes	56.5	56.5	56.7	0.2	0.0	0.0	0.0	0.0
Sales and use taxes	32.0	32.0	32.9	0.9	0.0	0.0	0.0	0.0
Other taxes	3.1	3.1	2.8	(0.3)	0.0	0.0	0.0	0.0
Payments in lieu of taxes	21.0	21.0	20.8	(0.2)	0.0	0.0	0.0	0.0
Intergovernmental revenue	22.2	23.3	23.1	(0.2)	2.6	2.6	2.4	(0.2)
Charges for services	15.5	15.5	14.6	(0.9)	0.0	0.0	0.0	0.0
Fines, interest and penalties	7.0	7.0	4.7	(2.3)	0.0	0.0	0.0	0.0
Use of money and properties	0.1	0.1	0.2	0.1	0.0	0.0	0.0	0.0
Licenses and permits	2.3	3.0	3.3	0.3	0.0	0.0	0.0	0.0
Other revenues	9.7	10.1	3.8	(6.3)	0.0	0.0	0.0	0.0
Total revenues	169.4	171.6	162.9	(8.7)	2.6	2.6	2.4	(0.2)
EXPENDITURES								
Public safety and regulation	92.5	94.7	91.8	(2.9)	0.0	0.0	0.0	0.0
General government	23.0	22.5	19.7	(2.8)	0.0	0.0	0.0	0.0
Highways and streets	7.2	7.4	6.6	(0.8)	0.0	0.0	0.0	0.0
Recreation and culture	4.3	4.3	3.8	(0.5)	0.0	0.0	0.0	0.0
Community service	9.2	9.6	8.1	(1.5)	0.0	0.0	0.0	0.0
Economic development and assistance	0.0	0.0	0.0	0.0	2.6	2.7	2.4	(0.3)
Employee benefits	13.2	13.2	16.3	3.1	0.0	0.0	0.0	0.0
Debt service	22.0	21.9	19.2	(2.7)	0.0	0.0	0.0	0.0
Total expenditures	171.4	173.6	165.5	(8.1)	2.6	2.7	2.4	(0.3)
Excess (deficiency) of revenues and appropriated fund balance over expenditures	(2.0)	(2.0)	(2.6)	(0.6)	0.0	(0.1)	0.0	0.1
OTHER FINANCING SOURCES (USES)								
General fund allocation	2.0	2.0	0.0	(2.0)	0.0	0.0	0.0	0.0
Transfers	0.0	0.0	(3.0)	(3.0)	0.0	0.0	0.0	0.0
Proceeds from the issuance of other debt	0.0	0.0	0.0	0.0	0.0	0.0	0.0	0.0
Premium on bond anticipation notes issued	0.0	0.0	0.7	0.7	0.0	0.0	0.0	0.0
Total other financing sources (uses)	2.0	2.0	(2.3)	(4.3)	0.0	0.0	0.0	0.0
Excess (deficiency) of revenues, appropriated fund balance and other financing sources over expenditures and other financing uses	0.0	0.0	(4.9)	(4.9)	0.0	(0.1)	0.0	0.1

The City's budget, which is effective on January 1st, is proposed by the Mayor prior to October 1st and is enacted by the Common Council by November 30th. This is the *Original Budget*. Changes to the budget throughout the year are made by the Board of Estimate and Apportionment, composed of the Mayor, the Treasurer, the Chief City Auditor, the President of the Common Council, and the Corporation Counsel. This is the *Modified Budget*. *Actual* reflects the operational results, including any audit adjustments. In this analysis actual is compared to final budget.

Revenues

General Fund revenues (excluding other financing sources) totaled \$162.9 million, which were \$8.7 million less than the final adopted budget but \$5.3 million more than 2014. The most significant variances in revenue include the following:

Real property taxes were over budget by \$0.2 million which is the result of the tax levy increase and a lower amount of Supreme Court orders. The total tax levy yielded an additional \$0.9 million in revenue from last year.

Sales and use taxes revenue was \$0.9 million over budget and it was \$0.6 million higher than 2014, which reflects some improvement in county-wide economic activity.

Other taxes were \$0.3 million under budget. Utility gross receipts taxes were \$0.3 million lower than last year.

Payments in lieu of taxes finished the year lower than budget by \$0.2 million. PILOT revenue actually increased by \$1.3 million from last year as a result of private businesses making voluntary payments for the first time.

Intergovernmental revenue was \$0.2 million under budget however it was \$1.3 million more than 2014. The increase is primarily from additional money provided by the State Financial Restructuring Board.

Charges for services were \$0.9 million under budget and \$0.9 million more than 2014. Most of this increase from last year is related to higher landfill revenues.

Fines, interest and penalties ended the year \$2.3 million under budget. Most of this is related to red light ticket revenue that was not received and parking ticket revenue that was under budget for the year.

Use of money and properties was \$0.1 million over budget. The cell tower lease fees and interest earned contributed most of the revenue in this category.

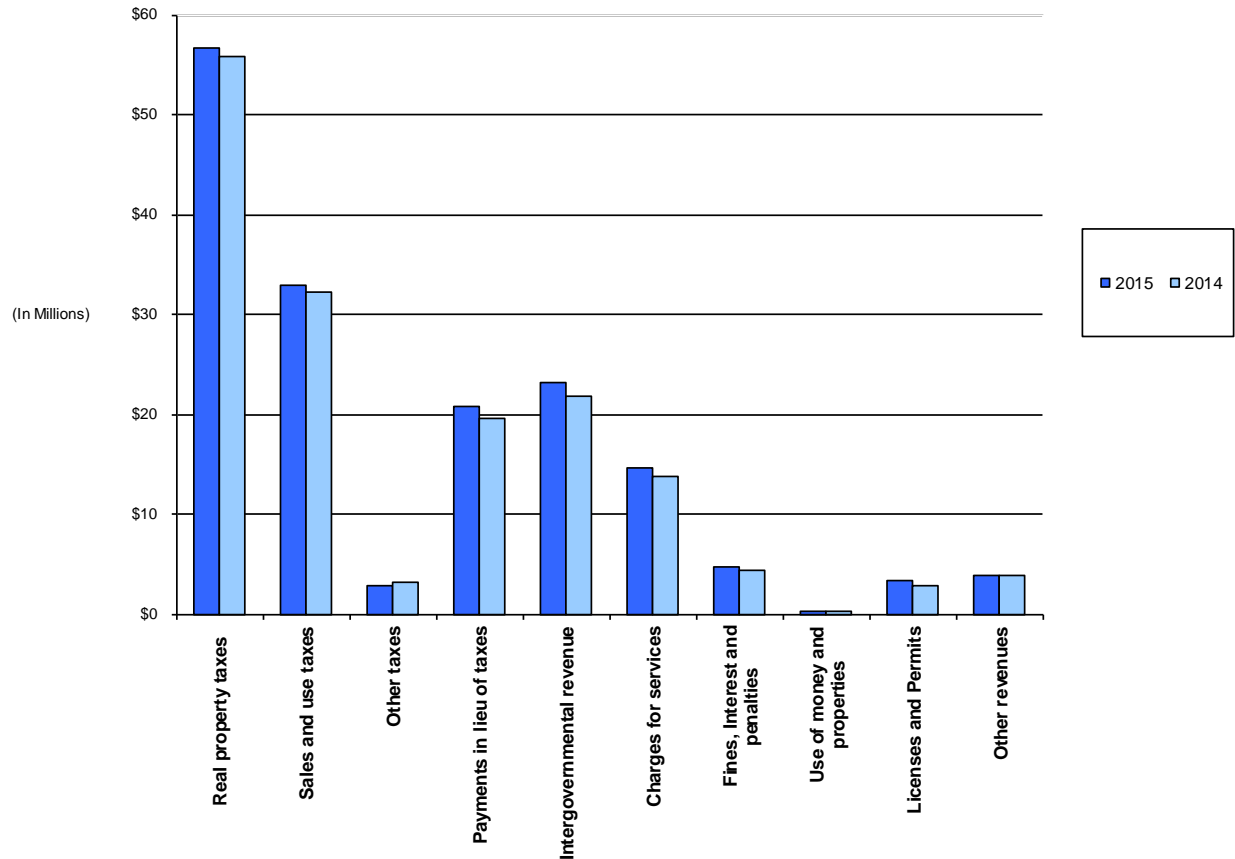
Licenses and permits finished the year \$0.3 million over budget and \$0.5 million higher than 2014. Revenues from demolition charges, street opening permits, plumbing permits and electrical permits were higher than last year.

Other revenues were \$6.3 million under budget although it was only \$0.1 million lower than 2014. The budget shortfall is primarily related to delay from the State for the purchase of Coeymans property.

Governmental Funds - General Fund Revenues 2015 to 2014 Variance (In Millions)

<u>Revenues</u>	<u>2015</u>	<u>2014</u>	<u>2015 Over/(Under) 2014</u>
Real property taxes	\$56.7	\$55.8	\$0.9
Sales and use taxes	32.9	32.3	0.6
Other taxes	2.8	3.1	(0.3)
Payments in lieu of taxes	20.8	19.5	1.3
Intergovernmental revenue	23.1	21.8	1.3
Charges for services	14.7	13.8	0.9
Fines, interest and penalties	4.7	4.4	0.3
Use of money and properties	0.2	0.2	0.0
Licenses and permits	3.3	2.8	0.5
Other revenues	3.8	3.9	(0.1)
Total revenues	<u>\$162.9</u>	<u>\$157.6</u>	<u>\$5.3</u>

Governmental Funds – General Fund Revenues 2015 to 2014 Variance



Expenses

Total expenditures of \$165.5 million were \$8.1 million less than the final budget and \$0.6 million lower than 2014.

Public safety and regulation spending (\$91.8 million) was \$2.9 million less than the final budget even though it was \$1.3 million higher than 2014. State pension contributions were lower than budget for the Police and Fire Department by a combined total of \$3.9 million. Some of these savings were lost because of the Police Department's worker's compensation expense was \$0.8 million over budget.

General government spending (\$19.7 million) was \$2.8 million less than final budget and \$0.9 million lower than 2014. Most of the departments in this category came in at or below budget.

Highway and streets spending (\$6.6 million) was \$0.8 million under budget and \$0.3 million less than 2014.

Recreation and culture spending (\$3.8 million) was \$0.5 million lower than final budget and \$0.3 million less than 2014. Most of the departments in this category came in at or below budget.

Community service spending (\$8.1 million) was \$1.5 million less than final budget and \$0.2 million lower than 2014. Most of the departments in this category came in below budget.

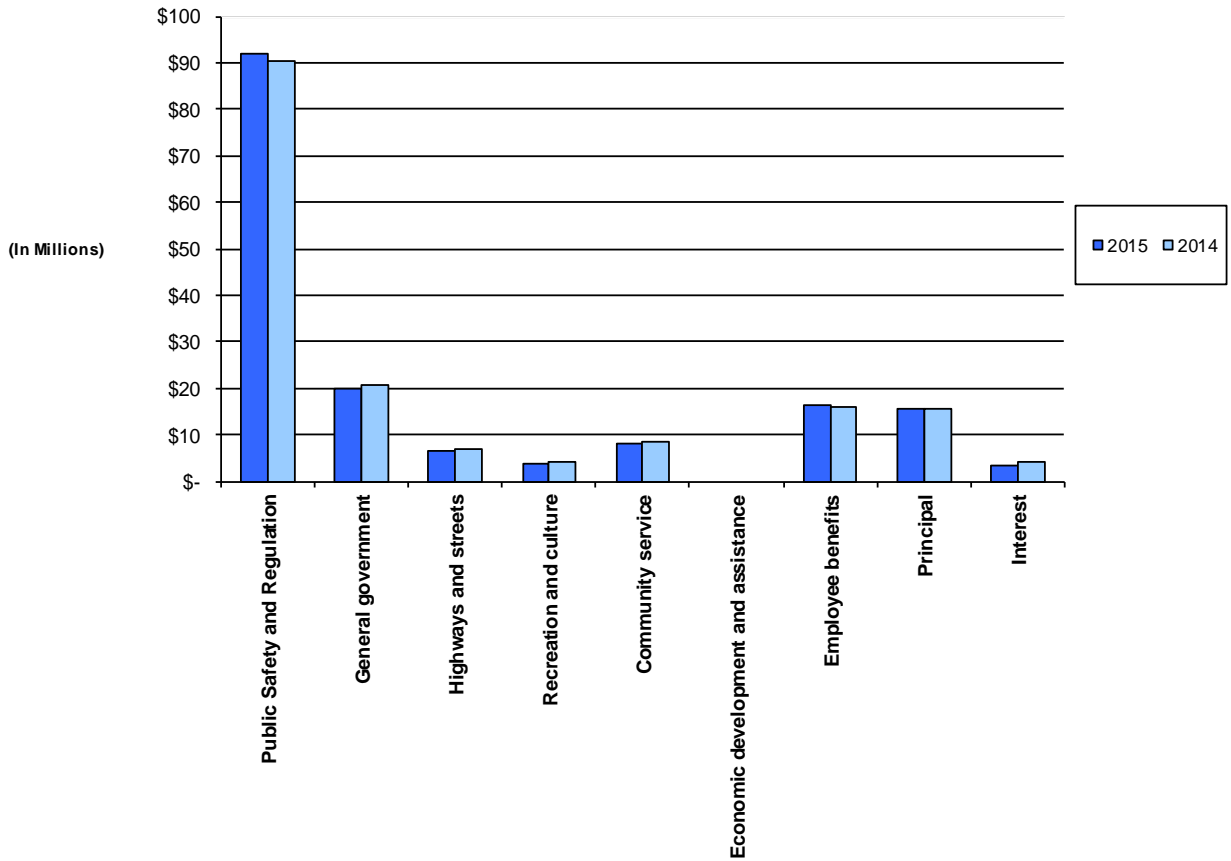
Employee benefits expense (\$16.3 million) was \$3.1 million over budget but only \$0.3 million more in 2015 compared to last year. Retiree health insurance expense was \$3.3 million over budget for the year. The City is self-insured and pays the actual claims for employees in the Empire Blue Cross plan. These expenses can vary widely from year to year. Actual expenses related to these claims resulted in an increase of \$0.2 million in costs from 2014. NYS Unemployment Insurance and worker's compensation administration expenses came in under budget in 2015.

Debt service payments (\$19.2 million) was \$2.7 million below budget and \$0.5 million lower than 2014. The decrease is related to refunding older serial bonds and receiving a lower interest rate. The City made a larger required paydown on the bond anticipation notes for 2015 while this expense is not included with the debt service line it is included with the other financing sources (uses) for financial statement purposes.

**Governmental Funds - General Fund Expense 2015 to 2014 Variance
(In Millions)**

<u>Expenditures</u>	<u>2015</u>	<u>2014</u>	<u>2015 Over/(Under) 2014</u>
Public safety and regulation	\$ 91.8	\$ 90.5	\$ 1.3
General government	19.7	20.6	(0.9)
Highways and streets	6.6	6.9	(0.3)
Recreation and culture	3.8	4.1	(0.3)
Community service	8.1	8.3	(0.2)
Economic development and assistance	0.0	0.0	0.0
Employee benefits	16.3	16.0	0.3
Principal	15.7	15.5	0.2
Interest	3.5	4.2	(0.7)
Total expenditures	<u>\$165.5</u>	<u>\$166.1</u>	<u>(\$0.6)</u>
Excess of operating revenues over expenditures	<u>(\$2.6)</u>	<u>(\$8.5)</u>	<u>\$5.9</u>

General Government – General Fund Expenditures 2015 to 2014 Variance



DEBT

The City's long-term debt and short-term debt are described in detail in Notes 12-13.

In July 2015, the City issued various BANS of \$43,425,299 at an interest rate of 2.00%.

The proceeds of the notes, along with available funds were used to redeem a portion of the \$29,138,785 BANS issued in July 2014 and matured on July 2, 2015 and to provide new funds for the expenses of current capital projects including the landfill expansion.

Capital Leases

The City entered into no new capital lease agreements in 2015.

Debt Ceiling

Of the outstanding indebtedness, approximately \$115,690,299 was subject to the statutory debt limit, using approximately 34% of the City's \$337,857,846 statutory debt limit.

CREDIT RATINGS AND BOND INSURANCE

The City of Albany currently has a credit rating from Standard & Poor's insured bond rating of AA with a stable outlook and an underlying bond rating of A+ with a negative outlook for the bonds. All outstanding debt is backed by insurance policies from municipal insurance companies except issues secured through the New York State Environmental Facilities Corporation (EFC).

CAPITAL ACQUISITION AND CONSTRUCTION ACTIVITIES

During 2015, the City expended \$18.4 million on capital projects and acquisitions. This includes the landfill expansion and Federal and State funds for transportation and infrastructure projects, funds secured through General Obligation Bonds and Bond Anticipation Notes, and appropriations from the City's General Fund. The following are some of the major sources of capital expenditures:

Capital Acquisition, Construction and Expenditures	
Street and Sidewalk Construction	\$ 4.8 Million
Vehicles and Equipment	\$ 2.7 Million
Landfill Equipment and Expansion	\$ 1.3 Million
Public Safety Equipment	\$ 6.5 Million
Local Economic Development	\$ 1.1 Million

This Annual Financial Report is intended to provide information on the City of Albany's operations and is available to all with an interest in the financial matters related to the City of Albany, New York. Questions concerning any of the information provided in this report or any request for additional information should be either in writing or by e-mail.

Treasurer, City of Albany
City Hall Room 109
24 Eagle Street
Albany, NY 12207

kbennett@albanyny.gov
dshahinfar@albanyny.gov

CITY OF ALBANY, NEW YORK
STATEMENT OF NET POSITION
December 31, 2015

	Primary Government	Component Units
ASSETS		
Cash and cash equivalents	\$ 39,806,492	\$ 12,801,765
Cash and cash equivalents - restricted	2,177,771	3,944,277
Investments	-	17,981,139
Investments, restricted	-	6,211,078
Taxes receivable	4,577,005	-
Accounts receivable, net	4,158,451	11,129,905
Mortgage loans receivable	9,169,779	131,970
Due from primary government	-	9,988,718
Due from other governments	14,156,955	-
Due from other funds	681,552	-
Due from component units	6,095,359	-
Prepaid and other assets	1,599,270	1,731,175
Property held for investment, lease or sale	522,913	-
Capital assets, net	207,659,844	92,930,882
Total assets	<u>\$ 290,605,391</u>	<u>\$ 156,850,909</u>
DEFERRED OUTFLOWS OF RESOURCES		
Deferred outflows resulting from refunding of debt, net	\$ -	\$ 254,281
Deferred bond insurance premiums, net	-	131,409
Deferred outflows related to net pension liability	16,509,183	499,986
Total deferred outflows of resources	<u>\$ 16,509,183</u>	<u>\$ 885,676</u>
LIABILITIES		
Accounts payable and accrued expenses	\$ 13,119,082	\$ 4,496,834
Accrued interest payable	1,485,014	1,389,619
Unearned revenue	9,035,732	154,496
Due to other governments	13,211,118	-
Due to primary government	-	131,970
Due to component units	11,984,939	-
Other liabilities	392,236	255,097
Bond and revenue anticipation notes payable	49,425,299	-
Bonds and loans payable	74,760,253	60,491,880
Accrued post employment benefit obligation	73,682,506	3,789,459
Net pension liability	8,526,822	247,406
Compensated absences	16,498,024	-
Due to NYS Retirement System	13,128,904	-
Judgments and claims	15,662,968	-
Landfill post-closure costs	8,733,046	-
Retainage payable on long-term contracts	207,092	-
Capital lease obligations	455,000	1,109,718
Total liabilities	<u>\$ 310,308,035</u>	<u>\$ 72,066,479</u>
DEFERRED INFLOWS OF RESOURCES		
Deferred inflows related to net pension liability	\$ 2,145,383	\$ 25,994
Deferred inflows related to sales of future revenue	263,693	284,384
Total deferred outflows of resources	<u>\$ 2,409,076</u>	<u>\$ 310,378</u>
NET POSITION		
Net invested in capital assets	\$ 132,967,504	\$ 40,935,375
Restricted for:		
Program specific activities	368,601	-
Debt service	1,261,574	-
Unrestricted (deficiency)	(140,200,216)	44,424,353
Total net position	<u>\$ (5,602,537)</u>	<u>\$ 85,359,728</u>

See notes to financial statements.

CITY OF ALBANY, NEW YORK
STATEMENT OF ACTIVITIES
For the Year Ended December 31, 2015

Functions/Programs	Expenses	Charges for Services	Operating Grants and Contributions	Capital Grants and Contributions	Net (Expense) Revenue and Changes in Net Position	
					Primary Government	Component Units
Primary Government:						
Public safety and regulation	\$ 94,196,846	\$ 9,511,422	\$ 3,861,131	\$ -	\$ (80,824,293)	\$ -
General government	26,418,501	3,525,912	-	-	(22,892,589)	-
Highways and streets	12,639,932	72,332	-	7,423,004	(5,144,596)	-
Recreation and culture	4,702,423	1,628,456	-	-	(3,073,967)	-
Community service	15,942,692	12,666,546	2,593,962	-	(682,184)	-
Economic development and assistance	2,614,402	-	-	-	(2,614,402)	-
Post employment benefit expense	15,361,680	-	-	-	(15,361,680)	-
Interest on long-term debt	2,961,586	-	-	-	(2,961,586)	-
Total governmental activities	<u>174,838,062</u>	<u>27,404,668</u>	<u>6,455,093</u>	<u>7,423,004</u>	<u>(133,555,297)</u>	<u>-</u>
Component Units:						
Albany Water Board and Municipal Water Finance Authority	28,222,224	38,577,580	-	-	-	10,355,356
Albany Parking Authority	6,908,366	7,055,684	-	-	-	147,318
Albany Industrial Development Agency	757,506	1,186,758	-	-	-	429,252
Albany Port District Commission	5,926,298	5,461,601	958,692	-	-	493,995
Other component units	873,785	1,199,187	-	-	-	325,402
Total component units	<u>\$ 42,688,179</u>	<u>\$ 53,480,810</u>	<u>\$ 958,692</u>	<u>\$ -</u>	<u>\$ -</u>	<u>11,751,323</u>
General Revenues:						
Property tax					56,706,034	-
Sales tax					32,864,248	-
Other tax					2,835,274	-
Payments in lieu of taxes					20,769,510	-
Grants and entitlements not restricted to specific programs					4,904,532	-
Intergovernmental revenue not program-restricted					18,205,292	-
Gain (Loss) on sale of capital assets					(103,854)	228,148
Other revenues					476,724	-
Unrestricted investment earnings					18,699	395,835
Total general revenues					<u>136,676,459</u>	<u>623,983</u>
Change in net position					<u>3,121,162</u>	<u>12,375,306</u>
Net position, beginning of year, as previously reported					(9,488,190)	72,984,422
Cumulative effect of adjustments relating to prior periods					764,491	-
Net position, beginning of year, adjusted					<u>(8,723,699)</u>	<u>72,984,422</u>
Net position, end of year					<u>\$ (5,602,537)</u>	<u>\$ 85,359,728</u>

See notes to financial statements.

CITY OF ALBANY, NEW YORK
BALANCE SHEET - GOVERNMENTAL FUNDS
December 31, 2015

	<u>General</u>	<u>Special Revenue</u>	<u>Capital Projects</u>	<u>Other Governmental Fund</u>	<u>Total Governmental Funds</u>
ASSETS AND DEFERRED OUTFLOWS OF RESOURCES					
Assets					
Cash and cash equivalents	\$ 8,751,595	\$ 1,269,380	\$ 28,864,497	\$ 921,020	\$ 39,806,492
Cash and cash equivalents - restricted	2,177,771	-	-	-	2,177,771
Taxes receivable	4,577,005	-	-	-	4,577,005
Accounts receivable, net	2,862,272	-	9,364	-	2,871,636
Landfill receivable, net	1,286,815	-	-	-	1,286,815
Mortgage loans receivable	-	-	-	9,169,779	9,169,779
Due from other funds	7,954,083	41,104	-	9,965	8,005,152
Due from component units	6,095,359	-	-	-	6,095,359
Due from federal and state governments	1,429,159	11,219	2,483,035	960,653	4,884,066
Due from other governments	9,228,709	14,180	30,000	-	9,272,889
Other assets	4,869,243	50,568	-	115,476	5,035,287
Total assets	49,232,011	1,386,451	31,386,896	11,176,893	93,182,251
Deferred outflows of resources	-	-	-	-	-
Total assets plus deferred outflows of resources	\$ 49,232,011	\$ 1,386,451	\$ 31,386,896	\$ 11,176,893	\$ 93,182,251
LIABILITIES, DEFERRED INFLOWS OF RESOURCES AND FUND BALANCES					
Liabilities					
Bond and revenue anticipation notes payable	\$ 6,000,000	\$ -	\$ 43,425,299	\$ -	\$ 49,425,299
Accounts payable and accrued expenses	9,491,963	54,078	2,920,705	652,336	13,119,082
Due to other funds	3,266,027	1,586,798	2,034,740	436,035	7,323,600
Due to component units	11,984,939	-	-	-	11,984,939
Due to other governments	13,211,118	-	-	-	13,211,118
Unearned revenue	31,923	120,631	-	8,883,178	9,035,732
Other liabilities	257,653	-	-	134,583	392,236
Total liabilities	44,243,623	1,761,507	48,380,744	10,106,132	104,492,006
Deferred inflows of resources	-	-	263,693	-	263,693
Fund Balances					
Nonspendable:					
Prepayments	4,057,789	50,568	-	3,086	4,111,443
Restricted for:					
Debt Service	1,261,574	-	-	-	1,261,574
Landfill Postclosure	915,897	-	-	-	915,897
Solid Waste Management Facility	368,601	-	-	-	368,601
Other	73,467	-	-	-	73,467
Committed for:					
Choose Albany Program	-	-	-	91,830	91,830
Neighborhood Commercial Façade Program	-	-	-	75,000	75,000
West Hill Neighborhood Strategic Plan	-	-	-	45,000	45,000
Washington Park Skate Park	-	-	-	90,000	90,000
City High-Speed Internet Grant	-	-	-	20,000	20,000
Assigned for:					
Other purposes	-	-	-	745,845	745,845
Unassigned balances (deficiency):	(1,688,940)	(425,624)	(17,257,541)	-	(19,372,105)
Total fund balances (deficiency)	4,988,388	(375,056)	(17,257,541)	1,070,761	(11,573,448)
Total liabilities, deferred inflows of resources and fund balances	\$ 49,232,011	\$ 1,386,451	\$ 31,123,203	\$ 11,176,893	\$ 92,918,558

See notes to financial statements.

CITY OF ALBANY, NEW YORK
STATEMENT OF REVENUES, EXPENDITURES AND
CHANGES IN FUND BALANCES - GOVERNMENTAL FUNDS
For the Year Ended December 31, 2015

	<u>General</u>	<u>Special Revenue</u>	<u>Capital Projects</u>	<u>Other Governmental Fund</u>	<u>Total Governmental Funds</u>
REVENUES					
Real property taxes	\$ 56,706,034	\$ -	\$ -	\$ -	\$ 56,706,034
Sales and use taxes	32,864,248	-	-	-	32,864,248
Other taxes	2,835,274	-	-	-	2,835,274
Payments in lieu of taxes	20,769,510	-	-	-	20,769,510
Intergovernmental revenue	23,079,005	2,404,948	7,423,004	4,666,274	37,573,231
Charges for services	14,636,411	-	-	237,144	14,873,555
Fines, interest and penalties	4,675,351	-	-	-	4,675,351
Uses of money and properties	172,081	-	-	-	172,081
License and permits	3,316,918	-	-	-	3,316,918
Other revenues	3,799,038	-	-	1,114	3,800,152
Total revenues	<u>162,853,870</u>	<u>2,404,948</u>	<u>7,423,004</u>	<u>4,904,532</u>	<u>177,586,354</u>
EXPENDITURES					
Public safety and regulation	91,818,649	-	7,298,928	-	99,117,577
General government	19,642,652	-	2,193,807	-	21,836,459
Highways and streets	6,591,805	-	4,794,232	-	11,386,037
Recreation and culture	3,834,542	-	1,362,301	-	5,196,843
Community service	8,124,298	-	2,393,152	4,760,583	15,278,033
Economic development and assistance	-	2,425,187	358,033	-	2,783,220
Employee benefits	16,307,471	-	-	-	16,307,471
Debt service:					
Principal	15,698,007	-	-	212,232	15,910,239
Interest	3,485,671	-	-	55,158	3,540,829
Total expenditures	<u>165,503,095</u>	<u>2,425,187</u>	<u>18,400,453</u>	<u>5,027,973</u>	<u>191,356,708</u>
Deficiency of revenues over expenditures	<u>(2,649,225)</u>	<u>(20,239)</u>	<u>(10,977,449)</u>	<u>(123,441)</u>	<u>(13,770,354)</u>
OTHER FINANCING SOURCES (USES)					
Premium on bond anticipation notes issued	700,011	-	-	-	700,011
Transfers in	35,363	-	2,972,000	-	3,007,363
Transfers out	(2,972,000)	-	(35,363)	-	(3,007,363)
Total other financing sources (uses)	<u>(2,236,626)</u>	<u>-</u>	<u>2,936,637</u>	<u>-</u>	<u>700,011</u>
Deficiency of revenues over expenditures and other financing sources	<u>(4,885,851)</u>	<u>(20,239)</u>	<u>(8,040,812)</u>	<u>(123,441)</u>	<u>(13,070,343)</u>
FUND BALANCE (DEFICIENCY), beginning of year	<u>9,874,239</u>	<u>(354,817)</u>	<u>(9,216,729)</u>	<u>1,194,202</u>	<u>1,496,895</u>
FUND BALANCE (DEFICIENCY), ending	<u>\$ 4,988,388</u>	<u>\$ (375,056)</u>	<u>\$ (17,257,541)</u>	<u>\$ 1,070,761</u>	<u>\$ (11,573,448)</u>

See notes to financial statements.

CITY OF ALBANY, NEW YORK
RECONCILIATION OF THE BALANCE SHEET - GOVERNMENTAL FUNDS
WITH THE STATEMENT OF NET POSITION
December 31, 2015

Total fund balance - governmental funds \$ (11,573,448)

Amounts reported in the statement of net position are different because:

Capital assets used in governmental activities are not financial resources and therefore are not reported as assets in governmental funds.

Property held for sale is	\$ 522,913	
The cost of capital assets is	485,298,103	
Accumulated depreciation is	<u>(277,638,259)</u>	208,182,757

Long-term liabilities, including bonds payable, that are not due and payable in the current period are not reported as liabilities in the funds. Long-term liabilities not due and payable at year end consist of:

Bonds and loans payable	(72,776,189)	
Bond Premium	(1,984,064)	
Due to NYS Retirement System	(13,128,904)	
Net pension liability	(8,526,822)	
Accrued post employment benefit obligation	(73,682,506)	
Accrued interest on bonds	(1,485,014)	
Compensated absences	(16,498,024)	
Landfill closure and postclosure obligation	(8,733,046)	
Retainage payable on long-term contracts	(207,092)	
Capital lease obligations	(455,000)	
Judgments and claims	<u>(15,662,968)</u>	(213,139,629)

Prepaid expenses relating to net pension liability are recorded in the funds, however are included in deferred outflows of resources in the statement of net position. Deferred outflows and inflows of resources related to net pension liability are not recorded in the funds.

Prepaid expenses	(3,436,017)	
Deferred outflows and inflows	<u>14,363,800</u>	<u>10,927,783</u>
Net position of governmental activities		<u><u>\$ (5,602,537)</u></u>

CITY OF ALBANY, NEW YORK
RECONCILIATION OF THE STATEMENT OF REVENUES, EXPENDITURES,
AND CHANGES IN FUND BALANCES - GOVERNMENTAL FUNDS
WITH THE STATEMENT OF ACTIVITIES
For the Year Ended December 31, 2015

Total net change in fund balance - governmental funds \$(13,070,343)

Amounts reported for governmental activities in the statement of activities are different because:

Capital outlays to purchase or build capital assets are reported in governmental funds as expenditures. However, for governmental activities those costs are shown in the statement of net assets and allocated over their estimated useful lives as annual depreciation expenses in the statement of activities. This is the amount by which capital outlays exceed depreciation in the period.

Capital outlays	18,412,055	
Depreciation expense	(14,689,995)	
Loss on disposal of assets and other	<u>(103,854)</u>	3,618,206

In the statement of activities, certain operating expenses are measured by the amounts incurred during the year. In the governmental funds, however, expenditures for these items are measured by the amount of financial resources used (essentially, the amounts actually paid). Thus, the change in net assets differs from the change in fund balance as follows:

Compensated absences	579,108	
Landfill closure and postclosure costs	(62,489)	
Retainage incurred in current year	(207,092)	
Retainage incurred in prior year	127,286	
Judgments and claims	<u>(1,583,380)</u>	(1,146,567)

The issuance of long-term debt (e.g. bonds, leases) provides current financial resources to government funds, while the repayment of the principal of long-term debt consumes the current financial resources of government funds. Neither transaction, however, has any effect on net assets.

Bond proceeds	(9,215,000)	
Premiums on Bonds	(223,287)	
Amortization of Bond Premium	787,993	
Due to NYS retirement system	(1,551,066)	
Payment to NYS retirement system	1,188,755	
Principal repaid	<u>25,034,491</u>	16,021,886

Accrued post employment benefit obligation liability increases long-term liabilities in the statement of net assets and related expenditures in the statement of activities, but not to governmental funds. Net post employment benefit contribution is an expenditure in governmental funds, but the contribution reduces long-term liabilities in the statement of net assets. This is the amount by which accrued post employment benefit liability adjustment exceeds the contribution.

Accrued post employment benefit liability adjustment	(13,761,575)	
Post employment benefit contribution paid	<u>9,941,835</u>	(3,819,740)

Interest on long-term debt in the statement of activities differs from the amount reported in the governmental funds because interest is recorded as an expenditure in the funds when it is due, and thus requires the use of current financial resources. In the statement of activities, however, interest expense is recognized as the interest accrues, regardless of when it is due.

(118,750)

Changes in prepaids, accrued liabilities, deferred inflows and outflows of resources related to net pension liability

1,636,470

Change in net position of governmental activities

\$ 3,121,162

CITY OF ALBANY, NEW YORK
STATEMENT OF FIDUCIARY NET POSITION - FIDUCIARY FUNDS
December 31, 2015

	<u>Agency</u>
ASSETS	
Cash and equivalents	\$ 1,592,312
Cash and equivalents - restricted	1,292,214
Accounts receivable	<u>264</u>
Total assets	<u>\$ 2,884,790</u>
 DEFERRED OUTFLOWS OF RESOURCES	 <u>\$ -</u>
 LIABILITIES	
Accounts payable	\$ 4,602
Seized forfeitures	1,292,214
Due to other funds	681,552
Other liabilities	<u>906,422</u>
Total liabilities	<u>\$ 2,884,790</u>
 DEFERRED INFLOWS OF RESOURCES	 <u>\$ -</u>
 NET POSITION	 <u><u>\$ -</u></u>

See notes to financial statements.

CITY OF ALBANY
COMBINING STATEMENT OF NET POSITION – DISCRETELY PRESENTED COMPONENT UNITS
December 31, 2015

	Albany Water Board and Municipal Water Finance Authority	Albany Parking Authority	City of Albany Industrial Development Agency	Albany Port District Commission	Other Component Units	Totals
ASSETS						
Cash and cash equivalents	\$ 6,978,777	\$ 629,774	\$2,386,372	\$ 1,257,396	\$ 1,549,446	\$ 12,801,765
Cash and cash equivalents, restricted	955,742	2,988,535	-	-	-	3,944,277
Investments	14,507,753	-	-	3,268,087	205,299	17,981,139
Investments, restricted	4,454,863	1,756,215	-	-	-	6,211,078
Receivables, net:						
Accounts	10,676,631	21,840	-	373,565	18,164	11,090,200
Other	-	38,315	-	-	1,390	39,705
Mortgage loans and notes receivable	-	-	131,970	-	-	131,970
Due from primary government	9,636,233	150,461	-	-	202,024	9,988,718
Prepaid and other assets	993,763	89,212	-	636,407	11,793	1,731,175
Capital assets, net	32,791,141	15,353,872	-	44,766,415	19,454	92,930,882
Total assets	<u>\$ 80,994,903</u>	<u>\$ 21,028,224</u>	<u>\$ 2,518,342</u>	<u>\$ 50,301,870</u>	<u>\$ 2,007,570</u>	<u>\$ 156,850,909</u>
DEFERRED OUTFLOWS OF RESOURCES						
Deferred outflows resulting from refunding of debt, net	\$ -	\$ 254,281	\$ -	\$ -	\$ -	\$ 254,281
Deferred bond insurance premiums, net	-	131,409	-	-	-	131,409
Deferred outflows related to net pension liability	-	248,459	-	251,527	-	499,986
Total deferred outflows of resources	<u>\$ -</u>	<u>\$ 634,149</u>	<u>\$ -</u>	<u>\$ 251,527</u>	<u>\$ -</u>	<u>\$ 885,676</u>
LIABILITIES						
Accounts payable and accrued expenses	\$ 3,490,422	\$ 301,724	\$ 58,610	\$ 618,680	\$ 27,398	\$ 4,496,834
Current maturities of long-term debt	4,505,000	985,440	-	443,087	1,097	5,934,624
OPEB obligation, current portion	-	33,276	-	43,000	-	76,276
Current installments of capital lease obligation	-	346,450	-	-	-	346,450
Accrued interest payable	-	325,854	-	-	-	325,854
Accrued Interest, capital appreciation bonds	-	643,966	-	-	-	643,966
Due to primary government	-	-	131,970	-	-	131,970
Unearned revenues	-	134,530	-	19,966	-	154,496
Other liabilities	-	-	-	127,097	128,000	255,097
Accrued interest on capital appreciation bonds, less maturities	-	419,799	-	-	-	419,799
OPEB obligation, net of current portion	-	1,704,132	-	2,009,051	-	3,713,183
Net pension liability	-	121,453	-	125,953	-	247,406
Capital lease obligation, less current installments	-	763,268	-	-	-	763,268
Bonds and notes payable	37,837,017	14,606,584	-	2,113,655	-	54,557,256
Total liabilities	<u>\$ 45,832,439</u>	<u>\$ 20,386,476</u>	<u>\$ 190,580</u>	<u>\$ 5,500,489</u>	<u>\$ 156,495</u>	<u>\$ 72,066,479</u>
DEFERRED INFLOWS OF RESOURCES						
Deferred inflows related to net pension liability	\$ -	\$ 25,994	\$ -	\$ -	\$ -	\$ 25,994
Deferred inflows related to sales of future revenues	284,384	-	-	-	-	284,384
Total deferred inflows of resources	<u>\$ 284,384</u>	<u>\$ 25,994</u>	<u>\$ -</u>	<u>\$ -</u>	<u>\$ -</u>	<u>\$ 310,378</u>
NET POSITION						
Net invested in capital assets	(4,631,706)	3,357,408	-	42,209,673	-	40,935,375
Unrestricted (deficit)	39,509,786	(2,107,505)	2,327,762	2,843,235	1,851,075	44,424,353
Total net position	<u>\$ 34,878,080</u>	<u>\$ 1,249,903</u>	<u>\$ 2,327,762</u>	<u>\$ 45,052,908</u>	<u>\$ 1,851,075</u>	<u>\$ 85,359,728</u>

See notes to financial statements.

CITY OF ALBANY
COMBINING STATEMENT OF ACTIVITIES – DISCRETELY PRESENTED COMPONENT UNITS
December 31, 2015

	Albany Water Board and Municipal Water Finance Authority	Albany Parking Authority	City of Albany Industrial Development Agency	Albany Port District Commission	Other Component Units	Totals
Operating revenue	\$ 38,577,580	\$ 7,055,684	\$ 1,186,758	\$ 5,461,601	\$ 1,199,187	\$ 53,480,810
Operating expenses						
Costs of services	-	2,682,145	340,627	656,903	769,988	4,449,663
Source of supply and purification	3,276,544	-	-	-	-	3,276,544
Transmission and distribution	4,454,778	-	-	-	-	4,454,778
General and administrative	4,452,611	162,590	-	3,039,616	97,543	7,752,360
Real estate taxes paid to other governments	1,922,748	-	-	-	-	1,922,748
Sewer contract	9,147,284	-	-	-	-	9,147,284
Depreciation and amortization	3,141,019	764,614	-	1,948,358	6,254	5,860,245
Grants	-	-	416,879	-	-	416,879
Miscellaneous	-	1,261,653	-	-	-	1,261,653
Total operating expenses	<u>26,394,984</u>	<u>4,871,002</u>	<u>757,506</u>	<u>5,644,877</u>	<u>873,785</u>	<u>38,542,154</u>
Excess of operating revenue over expenses before nonoperating revenue (expenses)	<u>12,182,596</u>	<u>2,184,682</u>	<u>429,252</u>	<u>(183,276)</u>	<u>325,402</u>	<u>14,938,656</u>
Nonoperating revenue (expenses)						
Amortization of bond insurance premiums	-	(38,704)	-	-	-	(38,704)
Decrease in fair value of investments	(12,773)	(48,132)	-	-	-	(60,905)
Interest income	260,992	103,740	241	30,862	-	395,835
Interest expense	(1,814,467)	(887,542)	-	(57,529)	-	(2,759,538)
Gain (loss) on sale of assets	10,648	-	-	217,500	-	228,148
Waterfront development expenses	-	-	-	(223,892)	-	(223,892)
Municipal support agreement expenses	-	-	-	(200,000)	-	(200,000)
Net nonoperating revenue (expenses)	<u>(1,555,600)</u>	<u>(870,638)</u>	<u>241</u>	<u>(233,059)</u>	<u>-</u>	<u>(2,659,056)</u>
Excess of revenue over expenses before transfers	<u>10,626,996</u>	<u>1,314,044</u>	<u>429,493</u>	<u>(416,335)</u>	<u>325,402</u>	<u>12,279,600</u>
Grant funding	-	-	-	958,692	-	958,692
Increase in liability due to transfer of services	-	(862,986)	-	-	-	(862,986)
Excess of revenue over expenses	<u>10,626,996</u>	<u>451,058</u>	<u>429,493</u>	<u>542,357</u>	<u>325,402</u>	<u>12,375,306</u>
NET POSITION, beginning of year	<u>24,251,084</u>	<u>798,845</u>	<u>1,898,269</u>	<u>44,510,551</u>	<u>1,525,673</u>	<u>72,984,422</u>
NET POSITION, end of year	<u>\$ 34,878,080</u>	<u>\$ 1,249,903</u>	<u>\$ 2,327,762</u>	<u>\$ 45,052,908</u>	<u>\$ 1,851,075</u>	<u>\$ 85,359,728</u>

See notes to financial statements.

CITY OF ALBANY
NOTES TO FINANCIAL STATEMENTS
December 31, 2015

NOTE 1 — SUMMARY OF SIGNIFICANT ACCOUNTING POLICIES

A. Reporting Entity

The City of Albany, New York (City) was established in 1614, chartered in 1686, and is governed by a Mayor and the City's Common Council. The City, as the primary government, performs local governmental functions within its jurisdiction, including general governmental support, public safety, culture and recreation, transportation, health, and economic assistance and opportunity.

The financial statements of the City have been prepared in conformity with accounting principles generally accepted in the United States of America (GAAP), promulgated by the Governmental Accounting Standards Board (GASB), which is the primary standard-setting body for establishing state and local governmental accounting and financial reporting principles.

In preparing financial statements in conformity with GAAP, management is required to make certain estimates and assumptions that affect the reported amounts of assets and liabilities, the disclosure of contingent assets and liabilities at the date of the financial statements, and the reported amounts of revenue and expenditures during the reporting period. Actual results could differ from those estimates.

As required by GAAP, these financial statements present the City and its component units, entities for which the City is considered to be financially accountable. Blended component units, although legally separate entities are, in substance, part of the City's operations and accordingly data from these units are combined with the data of the primary government. Discretely presented component units, on the other hand, are reported in a separate column in the government-wide financial statements to emphasize they are legally separate from the City.

The decision to include a component unit in the City's reporting entity is based on several criteria, including legal standing, fiscal dependency, financial accountability, selection of governing authority and ability to significantly influence operations. Based on the application of these criteria, the following is a brief review of significant entities considered in determining the City's reporting entity. Complete financial statements of the individual component units can be obtained from their respective administrative offices.

The City's component units are legally separate entities that are not operating departments of the City. The component units are managed independently, largely outside the appropriated budget process, and their powers generally are vested in a governing board. The governing boards of the component units are either entirely or partially appointed by the mayor.

Substantially all of the financial data was derived from audited annual financial statements and summarized in the financial statements. Additional information about each of the component units can be obtained from their annual financial statements.

Fund Balance Classifications

Fund balances are classified as follows:

Nonspendable - This classification includes amounts that cannot be spent because they are either (a) not in spendable form or (b) are legally or contractually required to be maintained intact.

CITY OF ALBANY
NOTES TO FINANCIAL STATEMENTS
December 31, 2015

NOTE 1 — SUMMARY OF SIGNIFICANT ACCOUNTING POLICIES (Continued)

A. Reporting Entity (Continued)

Fund Balance Classifications (Continued)

Restricted - This classification includes amounts for which constraints have been placed on the use of the resources either (a) externally imposed by creditors (such as through a debt covenant), grantors, contributors, or laws or regulations of other governments, or (b) imposed by law through constitutional provisions or enabling legislation.

Committed - This classification includes amounts that can be used only for specific purposes pursuant to constraints imposed by formal action of the Common Council.

Assigned - This classification includes amounts that are constrained by the City's intent to be used for a specific purpose but are neither restricted nor committed. This intent can be expressed by the Common Council or through the Common Council delegating this responsibility to the Agency director through the budgetary process. This classification also includes the remaining positive fund balance for all governmental funds except for the General Fund.

Unassigned - This classification includes the residual fund balance for the General Fund. The Unassigned classification would also include negative residual fund balance of any other governmental fund that cannot be eliminated by offsetting of Assigned fund balance amounts.

The City would typically use restricted fund balances first, followed by committed resources, and then Assigned resources, as appropriate opportunities arise, but reserves the right to selectively spend Unassigned resources first to defer the use of these other classified funds.

Blended Component Unit

Albany Community Development Agency (ACDA or the Agency) is a public benefit corporation, established by State law and governed by a seven member Board of Directors who are City officials. The objectives of ACDA are to provide a suitable living environment and to expand economic opportunities for persons of low and moderate income within the City. ACDA has been designated by the City to undertake community development programs on behalf of the City and to administer federal community development block grant programs.

The City has the ability to significantly influence operations, select the governing board and participate in fiscal management, accordingly, ACDA is treated as a blended component unit of the City and its activities are included as a special revenue fund of the primary government and reported separately as an other governmental fund in the governmental fund statements.

Discretely Presented Component Units

The following discretely presented component units are reported in a separate column to emphasize that they are legally separate from the City:

CITY OF ALBANY
NOTES TO FINANCIAL STATEMENTS
December 31, 2015

NOTE 1 — SUMMARY OF SIGNIFICANT ACCOUNTING POLICIES (Continued)

A. Reporting Entity (Continued)

Discretely Presented Component Units (Continued)

Albany Water Board and Albany Municipal Water Finance Authority

The City of Albany Water and Sewer System (the System) provides water supply and distribution, and the collection and disposal of sewage for the City. The System began operations in February 1988, and consists of two legally separate and independent entities, the Albany Municipal Water Finance Authority (the Authority) and the Albany Water Board (the Board).

The Authority, a public benefit corporation, was established in 1986 for the purpose of issuing revenue bonds to pay for the purchase, future improvement, and construction of the System. Among its powers, the Authority may borrow money, issue debt, and require that the Board charge and collect sufficient rates to pay the costs of operating and financing the System. The Authority consists of seven members, two members of which are appointed by the Governor of New York State and five members of which are appointed by the Mayor of the City.

The Board, a corporate municipal instrumentality, was established in 1986 with the power to set and collect water and sewer fees in the amounts sufficient to pay the debt service on the bonds of the Authority, as well as to provide for the costs of the operation and maintenance of the System. The primary responsibility of the Board is to charge, collect, and enforce rates and other charges for the System. The Board consists of five members who are appointed by the Mayor of the City.

Albany Parking Authority

The Albany Parking Authority (the Parking Authority) was established in 1982 as a public benefit corporation of the State of New York. The Authority's existence is for a period of fifteen years, and thereafter until all of its liabilities have been met, and its bonds have been discharged. All rights and properties shall pass to the City upon the cessation of the Authority's existence. The Parking Authority is authorized to construct, operate and maintain areas or places in the City for the parking or storing of motor vehicles and is governed by a Board of Directors, which consists of five members appointed by the Mayor of the City with the advice and consent of the City Common Council.

City of Albany Industrial Development Agency

The City of Albany Industrial Development Agency (IDA) is a public benefit corporation established July 1, 1983 under the mandate of Article 18-A, "New York State Industrial Development Agency Act," of New York State general municipal law.

The IDA was established to promote and assist in acquiring or constructing various business and recreational facilities and, in the process, advance the job opportunities, health, general prosperity and economic welfare of the people of the City of Albany. A function of the IDA is to authorize the issuance of industrial revenue bonds for industrial development projects. The IDA reviews and determines whether to recommend approval of those applicants wishing to obtain financing. The IDA receives application fees from applicants and closing fees from those accepted for industrial revenue financing. The IDA is governed by a seven-member board appointed by the City Common Council.

CITY OF ALBANY
NOTES TO FINANCIAL STATEMENTS
December 31, 2015

NOTE 1 — SUMMARY OF SIGNIFICANT ACCOUNTING POLICIES (Continued)

A. Reporting Entity (Continued)

Discretely Presented Component Units (Continued)

Albany Port District Commission

The Albany Port District Commission (the Commission) was established in 1925 by Chapter 192 of the Laws of the State of New York (the State). The law, as amended through December 31, 1986, grants the Commission regulatory powers over the development and operations of the port facilities of the Albany Port District (the Port). The Commission is a public corporation with perpetual existence and has the right of eminent domain, with the power to construct, develop and operate Port facilities including a terminal railroad; to fix fees, rates, rentals and other charges for its facilities; to regulate and supervise the construction and operations of Port facilities by private enterprise; to issue bonds and notes and to do all things necessary to make the Port useful and productive.

The Laws of 1925 provide that the municipalities of Albany and Rensselaer be assessed for the Commission's deficit, if any, from operations and financing. A reapportionment determination made April 1, 1932 established the rates of 88 percent for Albany and 12 percent for Rensselaer. These rates are still in effect and although the rates are subject to change under the provisions of the law, in recent years, there have been no such changes.

Downtown Albany Restoration Program, Inc.

Downtown Albany Restoration Program, Inc. d/b/a Downtown Albany Business Improvement District, Inc. (BID) is a tax-exempt organization organized in 1996 under the Not-for-Profit Corporation Law of New York State. BID was created to execute the responsibility of a comprehensive business improvement district. These responsibilities include but are not limited to administration, project development, public relations and public improvements in the downtown business improvement district. The BID may be dissolved by legislative body with all the assets reverting back to the City.

Lark Street Area District Management Association, Inc.

Lark Street Area District Management Association, Inc. (Association) is a tax exempt organization organized in 1996 under the Not-for-Profit Corporation Laws of New York State. The Association was created to execute responsibilities of a Comprehensive Business Improvement District. These responsibilities include but are not limited to administration, project development, public relations and public improvements in the Lark Street business improvement district. The Association may be dissolved by legislative body with all the assets reverting back to the City.

Central District Management Association, Inc.

The Central District Management Association, Inc. doing business as the Central Business Improvement District, Inc. (CBID) is a non-profit organization formed in January 1998 under the Not-for-Profit Corporation Law of New York State. The primary purpose of the CBID is to promote the preservation and development of the Central Avenue business corridor of the City of Albany and to make the area more attractive and accessible. To this end the CBID will work to enhance the public perception of the Central Avenue business corridor through overseeing and managing the appearance, security and cleanliness of the business improvement district. The CBID may be dissolved by legislative body with all the assets reverting back to the City.

CITY OF ALBANY
NOTES TO FINANCIAL STATEMENTS
December 31, 2015

NOTE 1 — SUMMARY OF SIGNIFICANT ACCOUNTING POLICIES (Continued)

A. Reporting Entity (Continued)

Discretely Presented Component Units (Continued)

Since the most recent financial information is not available at the date of the financial statements issuance, the CBID is not included in discretely presented component units in the City's 2015 financial statements. Management believes that the impact of this omission is not material to the City's 2015 financial statements.

City of Albany Capital Resource Corporation

The City of Albany Capital Resource Corporation (CRC) a non-profit organization formed in April 2010 under the Not-for-Profit Corporation Law of New York State. The primary purpose of the CRC is to promote community and economic development and the creation of jobs in the non-profit and for-profit sectors for the citizens of the City of Albany by developing and providing programs for not-for-profit institutions, manufacturing and industrial businesses, and other entities to access low interest tax-exempt and non-tax-exempt financing for their eligible projects. The Directors of the CRC are appointed by the City of Albany's governing body.

The BID, Association, and CRC have been combined for financial statement reporting purposes and are reported as "other component units" in the combining balance sheet, combining statement of revenues, expenditures and changes in equity and in the combining statement of cash flows.

Entities excluded from the reporting entity:

Albany Housing Authority

The Albany Housing Authority (Housing Authority) was established by state statute. The Mayor of the City of Albany appoints the Board of Directors of the Housing Authority; however, the City is not financially accountable for the Housing Authority, the City cannot significantly influence the activities of the Housing Authority and the Housing Authority does not provide specific financial benefits to or impose specific financial burdens on the City.

Albany City School District

The Albany City School District (the School District) operates the elementary and high schools in the City. The City is not accountable for the School District as the School District has the authority to levy taxes and School District Board members are elected officials.

B. Government-Wide and Fund Financial Statements

The government-wide financial statements (the statement of net position and the statement of activities) report information on all of the nonfiduciary activities of the City and its component units. The effect of interfund, but not interprimary government and component unit, transactions have generally been eliminated from these financial statements. Governmental activities, which normally are supported by taxes and intergovernmental revenues, are reported separately from business-type activities, which rely, to a significant extent on fees and charges for support. The City's activities are all classified as governmental activities. The primary government is reported separately from certain legally separate component units for which the City is financially accountable.

CITY OF ALBANY
NOTES TO FINANCIAL STATEMENTS
December 31, 2015

NOTE 1 — SUMMARY OF SIGNIFICANT ACCOUNTING POLICIES (Continued)

B. Government-Wide and Fund Financial Statements (Continued)

The statement of activities demonstrates the degree to which the direct expenses of a given function or activity are offset with program revenues. Direct expenses are those which are clearly identifiable with a specific function or activity. Program revenues include charges to customers or applicants who purchase, use or directly benefit from goods, services or privileges provided by a given function or activity and grants and contributions that are restricted to meeting the operational or capital requirements of a particular function or activity. Taxes and other items not included among program revenues are reported as general revenues.

Separate financial statements are provided for governmental funds and fiduciary funds, even though fiduciary funds are excluded from the government-wide financial statements.

Major individual governmental funds are reported in separate columns in the fund financial statements.

C. Measurement Focus, Basis of Accounting and Basis of Presentation

The government-wide financial statements are reported using the economic resources measurement focus and the accrual basis of accounting, as are the fiduciary fund financial statements. Revenues are recorded when earned and expenses are recorded when a liability is incurred, regardless of the timing of the related cash flows. Property taxes are recognized as revenues in the year for which they are levied. Grants and similar items are recognized as revenue when all eligibility requirements imposed by the grantor have been satisfied.

Governmental fund financial statements are reported using the current financial resources measurement focus and modified accrual basis of accounting. Revenues are recognized when they are both measurable and available. Revenues are considered to be available when they are collectible within the current period or soon enough thereafter to pay liabilities of the current period. For this purpose, the City considers revenues to be available if they are collected within one year. Expenditures are generally recorded when a liability is incurred, in the same manner as accrual accounting. However, debt service expenditures, as well as expenditures related to compensated absences, postemployment benefit obligations, claims and judgments and similar long-term liabilities are recorded only when payment is due.

Property taxes, sales taxes, licenses and other fees are all recognized as revenues of the current period. Special assessments are recorded as receivable and deferred revenue at the time the related project is completed and levied. Revenue is recognized as assessments become measurable and available, normally as received.

The City reports the following major governmental funds:

Governmental fund types

General Fund – The General Fund is the principal fund of the City. All financial transactions related to revenue and expenditures for delivery of those services traditionally provided by a municipal government, which are not accounted for in other funds, are accounted for in the General Fund.

CITY OF ALBANY
NOTES TO FINANCIAL STATEMENTS
December 31, 2015

NOTE 1 — SUMMARY OF SIGNIFICANT ACCOUNTING POLICIES (Continued)

C. *Measurement Focus, Basis of Accounting and Basis of Presentation (Continued)*

Special Revenue Funds – These funds account for the proceeds of specific revenue sources (other than major capital projects that are legally restricted to expenditures for specified purposes). The following Special Revenue Funds operate within financial limits of an annual budget adopted by the City Council. Special Revenue Funds of the City include the following:

Special Grant Fund – Used to account for the use of state and federal monies received under the Workforce Investment Act.

Miscellaneous Special Revenue Fund – Principally used to account for the use of state and federal monies received under the Corporation for National and Community Services program as well as Department of Justice and other youth and recreational funds.

Capital Projects Fund – Resources used to construct or acquire capital improvements, and general fixed assets are accounted for in this fund. Resources are derived principally from proceeds of long-term debt and Federal and State aid.

Other governmental fund

Albany Community Development Agency (ACDA) is a public benefit corporation, which has been designated by the City to undertake community development programs on behalf of the City and to administer federal community development block grant programs. As previously discussed, it is accounted for as a blended component unit of the City.

Private sector standards of accounting and financial reporting issued prior to December 1, 1989, generally are followed in the government-wide financial statements to the extent that those standards do not conflict with or contradict guidance of GASB.

Amounts reported as program revenues include charges to customers or applicants for goods, services or privileges provided, operating grants and contributions, and capital grants and charges, including special assessments. Internally dedicated resources are reported as general revenues, which includes all taxes.

D. *Assets, Liabilities and Net Position*

Cash and Investments

The City's investment policies must comply with State statutes as well as their own written investment policy. City monies must be deposited into Federal Deposit Insurance Corporation (FDIC) insured commercial banks or trust companies located within the State. The City is authorized to use money market accounts and certificates of deposit. Permissible investments include obligations of the United States Treasurer, and United States agencies that are backed by the full faith and credit of the United States, repurchase agreements, and with the permission of the State Comptroller, obligations of New York State or its localities.

CITY OF ALBANY
NOTES TO FINANCIAL STATEMENTS
December 31, 2015

NOTE 1 — SUMMARY OF SIGNIFICANT ACCOUNTING POLICIES (Continued)

D. Assets, Liabilities and Net Position (Continued)

Deposits in excess of the FDIC limits are required to be fully collateralized by obligations of New York State or Federal agencies, the principal and interest of which are guaranteed by the United States or obligations of New York State local governments. The securities are held in a separate, segregated account in the name of the financial institution for the benefit of the City.

The City considers highly liquid investments (including restricted assets) with an original maturity date of three months or less, and money market accounts to be cash equivalents.

Receivables and Payables

Activities between funds that are representative of lending/borrowing arrangements outstanding at the end of the year are referred to as either due to/from other funds or advances to/from other funds.

All landfill and other accounts receivable are shown net of an appropriate allowance for uncollectible accounts, where such a provision is required.

Inventories and Prepaid Items

The City does not maintain inventories of supplies and records expenditures when purchased rather than when consumed. Likewise, it records payments to vendors for prepaid expenses as expenditures when paid.

Restricted Assets

Restricted assets, which consist principally of cash and cash equivalents, are assets to be used for the reduction of future debt service payments and to provide resources to offset the costs of future capital improvements.

Capital Assets

Capital assets, which include property, plant, equipment and infrastructure assets (including roads, bridges, sidewalks and similar items) are reported in the government-wide financial statements. Capital assets are defined by the City as assets with an initial individual cost of \$5,000 or more and an estimated life of three years or more. These assets are recorded at historical cost or estimated historical cost if purchased or constructed.

Normal maintenance and repair costs that do not add to the value of the asset or materially extend their lives are not capitalized.

Major classes of capital assets are depreciated using the straight-line method over various useful lives. Useful lives for the major classes of capital assets are summarized as follows:

Buildings, capital leases and improvements	20 - 50 years
Machinery and equipment	3 - 20 years
Infrastructure	30 years

CITY OF ALBANY
NOTES TO FINANCIAL STATEMENTS
December 31, 2015

NOTE 1 — SUMMARY OF SIGNIFICANT ACCOUNTING POLICIES (Continued)

D. *Assets, Liabilities and Net Position (Continued)*

Compensated Absences

Employees earn vacation and sick leave as they provide service. Pursuant to collective bargaining agreements, they may accumulate (subject to certain limitations) unused time earned and, upon retirement, termination or death, may be compensated for such accumulated time. In addition, certain employees may accumulate unused sick time earned and upon retirement, termination, or death, may be compensated for such accumulated time. The cost of accumulated vacation pay and sick time expected to be paid from future expendable resources of the Governmental Funds are accounted for as a liability in the General Long-Term Debt Account Group and recognized in the respective Governmental Funds when the expenditures are paid.

Leave paid in the current period is reported as an expenditure in the fund financial statements. All accumulated leave, including that which is not expected to be liquidated with expendable available financial resources, is reported in the government-wide financial statements.

Retirement Benefits

The City of Albany provides retirement benefits for its employees through contributions to the New York State Employees' Retirement System (ERS) and the New York State Police and Fire Retirement System (PFRS). These retirement programs provide various plans and options, some of which require employee contributions.

The City uses GASB Statement No. 68, *Accounting and Financial Reporting for Pensions* (GASB 68) to recognize the net pension asset (liability), deferred outflows and deferred inflows of resources, pension expense (benefit), and information about and changes in the fiduciary net position on the same basis as reported by the respective defined benefit pension plans.

Judgments and Claims

The liability for claims in process represents estimates for all known workers' compensation claims and probable legal settlements at year end.

Deferred Revenue

Deferred revenues principally represent unpaid loan balances resulting from various community development home loan programs operated by the City. When loan payments are received, revenue is recognized to the extent of principal received. When grant funds are reloaned, a corresponding expenditure is recorded. When the allowance for loan losses is increased, a corresponding decrease in the amount of deferred revenue is made in the same period, the effect of which is to reduce the overall amount of funds available for future loans.

Long-Term Obligations

In the government-wide financial statements, long-term debt and other long-term obligations are recognized as liabilities in the statement of net position. Bond premiums and discounts are deferred and amortized over the life of the bonds.

CITY OF ALBANY
NOTES TO FINANCIAL STATEMENTS
December 31, 2015

NOTE 1 — SUMMARY OF SIGNIFICANT ACCOUNTING POLICIES (Continued)

D. Assets, Liabilities and Net Position (Continued)

Long-Term Obligations (Continued)

In the fund financial statements, bond premiums and discounts are reported in the current period. The face amount of debt issued is reported as other financing sources. Payments on such debt are recognized as expenditures in the period made. Premiums and discounts are reported as other financing sources or use and issuance costs are reported as debt service expenditures.

E. Cumulative Effect of a Change in Application of Accounting Principle

Effective January 1, 2015, the City adopted GASB 68. This statement addresses accounting and financial reporting for pensions provided to City employees that are administered by PFRS and ERS. The statement requires various note disclosures and supplementary information. As a result, beginning of year net position has been restated as follows:

Net position beginning of the year, as previously reported	\$(9,488,190)
Net pension liability - PFRS	(6,101,888)
Net pension liability - ERS	(6,009,083)
Accrued liabilities	<u>12,875,462</u>
Net position as restated	<u><u>\$(8,723,699)</u></u>

NOTE 2 — EXPLANATION OF CERTAIN DIFFERENCES BETWEEN GOVERNMENT-WIDE STATEMENTS AND GOVERNMENTAL FUND FINANCIAL STATEMENTS

Due to the differences in the measurement focus and basis of accounting used in the governmental fund statements and the government-wide statements, certain financial transactions are treated differently. The basic financial statements contain a full reconciliation of these items. The differences result primarily from the economic focus of the statement of activities, compared with the current financial resources focus of the governmental funds.

A. Total Fund Balances of Governmental Funds vs. Net Position of Governmental Activities

Total fund balances of the City's governmental funds differ from "net position" of governmental activities reported in the statement of net position. This difference primarily results from the additional long-term economic focus of the statement of net position versus the solely current financial resources focus of the governmental fund balance sheets.

B. Statement of Revenues, Expenditures and Changes in Fund Balance vs. Statement of Activities

Differences between the governmental funds statement of revenues, expenditures and changes in fund balance and the statement of activities fall into one of three broad categories. The amounts shown below represent:

CITY OF ALBANY
NOTES TO FINANCIAL STATEMENTS
December 31, 2015

NOTE 2 — EXPLANATION OF CERTAIN DIFFERENCES BETWEEN GOVERNMENT-WIDE STATEMENTS AND GOVERNMENTAL FUND FINANCIAL STATEMENTS (Continued)

B. Statement of Revenues, Expenditures and Changes in Fund Balance vs. Statement of Activities (Continued)

i. Long-term revenue and expense differences:

Long-term revenue differences arise because governmental funds report revenues only when they are considered “available”, whereas the statement of activities reports revenues when earned. Differences in long-term expenses arise because governmental funds report on a modified accrual basis, whereas the accrual basis of accounting is used on the statement of activities.

ii. Capital related differences:

Capital related differences include the difference between proceeds for the sale of capital assets reported on governmental fund statements and the gain or loss on the sale of assets as reported on the statement of activities, and the difference between recording an expenditure for the purchase of capital items in the governmental fund statements and depreciation expense on those items as recorded in the statement of activities.

iii. Long-term liability transaction differences:

Long-term liability transaction differences relate principally to bonds, post-employment benefits and accrued compensated absences. Both interest and principal payments on bonds and other long-term debt are recorded as expenditures in the governmental fund statements, whereas interest payments are recorded in the statement of activities as incurred, and principal payments are recorded as a reduction of liabilities in the statement of net position.

Employees earn vacation and sick leave as they provide service. They may accumulate (subject to certain limitations) unused time earned and, upon retirement, termination or death, may be compensated for such accumulated time. The cost of vacation pay and sick time are recognized in the statement of revenues, expenditures and changes in fund balance when the expenditures are paid. The cost of vacation and sick time earned within the reporting period, including that which is not expected to be paid with expendable available financial resources, is reported in the government-wide financial statements as a liability and expensed in the statement of activities.

Employees earn retirement benefits as they provide service. The benefit is based on factors such as the applicable employee agreement, the employees’ hiring date and the number of years of service to the City. The costs of retirement benefits are recognized in the statement of revenues, expenditures and changes in fund balance when the expenditures are paid. Pension benefits are accounted for in accordance with GASB Statement No. 68, *Accounting and Financial Reporting for Pensions* and are reported in the government-wide financial statements as a liability/asset, deferred outflows of resources/deferred inflows of resources and expensed in the statement of activities accordingly. Other postemployment benefits are accounted for in accordance with GASB Statement No. 45, *Accounting and Financial Reporting by Employers for Postemployment Benefits Other Than Pensions* and are reported in the government-wide financial statements as a liability and expensed in the statement of activities accordingly.

CITY OF ALBANY
NOTES TO FINANCIAL STATEMENTS
December 31, 2015

NOTE 3 — STEWARDSHIP, COMPLIANCE AND ACCOUNTABILITY

Budgetary Information

Pursuant to Article 6 of the Second Class Cities Law of the State of New York and its own charter, the City legally adopts calendar year budgets for the General and Special Revenue Funds. Any amendments to the original budget during the year require the approval of the Board of Estimate and Apportionment.

The appropriated budget is prepared by fund, function and department, encumbrance accounting is employed in governmental funds. Encumbrances (such as purchase orders) outstanding at year end are reported as reservations of fund balances and do not constitute expenditures or liabilities because the commitments will be reappropriated and honored during the subsequent year.

NOTE 4 — CASH AND CASH EQUIVALENTS AND CASH AND CASH EQUIVALENTS - RESTRICTED

At December 31, 2015, cash and cash equivalents and cash and cash equivalents - restricted are comprised of interest bearing and non-interest bearing deposits in various financial institutions.

It is the City's policy for all deposits to be secured by collateral valued at market or par, whichever is lower, less the amount of Federal Deposit Insurance Corporation (FDIC) insurance. At December 31, 2015, all cash and cash equivalents, as well as restricted cash and cash equivalents in excess of FDIC insurance, were fully collateralized by securities in the name of the financial institution held in a separate account.

The City has approximately \$2,178,000 in cash and cash equivalents that have been restricted as follows:

General Fund	
Debt service	\$ 1,262,000
Landfill postclosure	<u>916,000</u>
	<u>\$ 2,178,000</u>

The City's investment policy attempts to limit exposure to losses arising from interest rate risk, credit risk, custodial risk, and concentration of credit risk. Further, statutes authorize the City to invest in obligations of New York State, the United States Government and its agencies, and repurchase agreements collateralized by U.S. obligations.

NOTE 5 — LANDFILL RECEIVABLE

The City currently has one landfill accepting waste from various public and private entities. These entities are billed monthly based on the tonnage deposited at the landfill for the previous month. At December 31, 2015, the City had outstanding landfill receivables of approximately \$1,296,000, with an allowance of approximately \$10,000.

NOTE 6 — PROPERTY TAXES

Property taxes are levied and payable in January. Any property taxes not paid by the following December 31 are purchased without recourse by the County of Albany. Accordingly, the total levy is considered measurable and available, and there is no allowance for uncollectible property taxes at December 31, 2015.

CITY OF ALBANY
NOTES TO FINANCIAL STATEMENTS
December 31, 2015

NOTE 6 — PROPERTY TAXES (Continued)

The taxable assessed value of real property, as adjusted by New York State, included in the tax levy of 2014 (revenue in 2015), was \$4,343,508,878. The effective tax rate on this value is \$10.82 per thousand for residential and \$14.19 per thousand for non-residential properties. The constitutional tax limit is 2% of the 5-year average of the full value assessment. The 2014 levy represents approximately 62% of the constitutional tax limit. The taxable assessed value of real property included in the tax levy of 2015 (revenue in 2016), was \$4,496,969,757. The effective tax rate on this value is \$10.83 per thousand for residential and \$14.07 per thousand for non-residential properties. The 2015 levy represents approximately 63% of the constitutional tax limit.

NOTE 7 — CAPITAL ASSETS

Property and equipment is comprised of the following:

	Balance January 1 2015	Additions	Deletions and Reclassifications	Balance December 31, 2015
Capital assets not being depreciated:				
Land	\$ 5,057,102	-	(49,706)	\$ 5,007,396
Construction in process	17,368,033	16,457,077	(11,222,878)	22,602,232
	<u>22,425,135</u>	<u>16,457,077</u>	<u>(11,272,584)</u>	<u>27,609,628</u>
Capital assets being depreciated:				
Buildings, capital leases and improvements	51,102,585	7,626	1,755,953	52,866,164
Machinery and equipment	61,081,335	1,947,352	(883,031)	62,145,656
Infrastructure	333,228,730	-	9,447,925	342,676,655
	<u>467,837,785</u>	<u>18,412,055</u>	<u>(951,737)</u>	<u>485,298,103</u>
Less accumulated depreciation for:				
Buildings, capital leases and improvements	28,514,233	1,051,310	(9,327)	29,556,216
Machinery and equipment	49,988,812	2,887,160	(838,556)	52,037,416
Infrastructure	185,293,102	10,751,525	-	196,044,627
	<u>263,796,147</u>	<u>14,689,995</u>	<u>(847,883)</u>	<u>277,638,259</u>
Total capital assets, net	<u>\$ 204,041,638</u>			<u>\$ 207,659,844</u>

Depreciation expense was approximately \$14,690,000 for the year ended December 31, 2015. In the statement of activities, depreciation expense is allocated to each function as follows:

Function/Programs	Depreciation Expense
Public safety and regulation	\$ 2,026,804
General government	4,776,821
Highway and streets	4,078,969
Recreation and culture	425,805
Community service	3,366,744
Economic development and assistance	14,852
	<u>\$ 14,689,995</u>

CITY OF ALBANY
NOTES TO FINANCIAL STATEMENTS
December 31, 2015

NOTE 8 — MORTGAGE LOANS RECEIVABLE AND DEFERRED REVENUES

The City, through its blended component unit ACDA, lends monies received through Federal grants (principally HUD CDBG) to individuals, businesses, and non-profit agencies at low interest rates to fund the acquisition and rehabilitation of low income housing and other community development projects in the City. Loan disbursements are recorded as grant expenditures and loan repayments are recorded as program income. Mortgage loans receivable and the related deferred revenue account consist of principal to be collected in future periods or principal amounts that are forgiven annually in accordance with grant provisions.

Interest rates and loan periods are determined using criteria established by the granting agency. Interest rates on these loans range between 0% and 8% and loan periods are either for a period of up to 15 years or deferred and forgiven as long as the beneficiary is in compliance with the loan agreement.

Funds received from the NYSHTFC were used to establish loans with various not-for-profit organizations, for use in the acquisition and rehabilitation of low income housing. In accordance with applicable grant provisions, loan disbursements are reflected as Due to New York Housing Trust Fund Corporation (NYSHTFC). Funds disbursed to participants generally do not bear interest and are repayable over a period of 15 to 25 years. In accordance with loan agreements, annually, on the anniversary date of completion of the project, one fifteenth or twenty-fifth of the loan is forgiven as long as the beneficiary is in compliance with the loan agreement.

In 2011, the Agency initiated a Choose Albany revolving loan fund utilizing general funds. The revolving loan fund promotes home ownership in Albany and will be for 8% of the purchase price up to \$15,000. The loan can be utilized for down payment assistance or closing costs. The loans have a ten year term with zero percent interest.

The balance of mortgage loans receivable, net of related allowances, is comprised of the following at December 31, 2015:

<u>Program</u>	<u>Balance</u>
HUD	\$6,369,832
HUD, forgivable grant loans	2,485,397
NYSHTFC	132,257
Choose Albany	182,293
	<u>\$9,169,779</u>

NOTE 9 — INTERFUND RECEIVABLES AND PAYABLES

A summary of interfund receivables and payables at December 31, 2015 is as follows:

<u>Fund</u>	<u>Due From Other Funds</u>	<u>Due To Other Funds</u>
General	\$ 7,954,083	\$ 3,266,027
Special Revenue	41,104	1,586,798
Capital Projects	-	2,034,740
Albany Community Development Agency	9,965	436,035
	<u>8,005,152</u>	<u>7,323,600</u>
Fiduciary Fund	-	681,552
	<u>\$ 8,005,152</u>	<u>\$ 8,005,152</u>

CITY OF ALBANY
NOTES TO FINANCIAL STATEMENTS
December 31, 2015

NOTE 9 — INTERFUND RECEIVABLES AND PAYABLES (Continued)

Fiduciary fund balances are not reported in the government wide financial statements or fund financial statements. Rather, they are reported separately in the statement of fiduciary net position – fiduciary funds.

NOTE 10 — DUE FROM/TO COMPONENT UNITS

The City has reported approximately \$5,890,000 as the amount due to the Component Units, net at December 31, 2015. The Component Units reported approximately net \$9,857,000 as the amount due from the primary government, net. The net difference as reported by the City and its Component Units is approximately \$3,967,000 which is primarily caused by timing difference related to the recording of tax assessment adjustments. Other activity giving rise to difference in amounts due between the City and the Component Units relates to payroll, benefits, grant reimbursements and other administrative costs paid for by the City and reimbursed to the City by the Component Units or paid for by the Component Units and reimbursed by the City.

NOTE 11 — PENSION PLANS

The City of Albany participates in the New York State and Local Employees' Retirement System (ERS), the New York State and Local Police and Fire Retirement System (PFRS) and the Public Employees' Group Life Insurance Plan (collectively, the Systems). These are cost-sharing multi-employer retirement systems. The Systems provide retirement benefits as well as death and disability benefits. Obligations of employers and employees to contribute and benefits to employees are governed by the New York State Retirement and Social Security Law (NYSRSSL). As set forth in the NYSRSSL, the Comptroller of the State of New York (Comptroller) serves as sole trustee and administrative head of the Systems. The Comptroller shall adopt and may amend rules and regulations for the administration and transaction of the business of the Systems and for the custody and control of their funds. The Systems issue a publicly available financial report that includes financial statements and required supplementary information. That report may be obtained by writing to the New York State and Local Retirement Systems, NYS Comptroller State Office Building, 110 State Street, Albany, NY 12207.

The Systems are contributory at a rate of 3% of salary, except for employees who joined before July 27, 1976 and Tier 3 and 4 members with ten or more years of membership, or ten years of credited service for whom no contribution is required. Employee contributions are deducted from their salaries and remitted on a current basis to the Systems. Employer contributions are actuarially determined for the Systems.

The City of Albany is required to contribute at an actuarially determined rate. Since 2012, the City of Albany has elected to amortize a portion of its retirement contributions in accordance with the provisions of Chapter 57, laws of 2013 and Chapter 57, laws of 2010. In 2015, the City elected to amortize an additional \$880,000 of its calculated pension contribution to the retirement system for its fiscal year ended December 31, 2015. The City's contributions made to the Systems were equal to 100 percent of the minimum required contributions. At December 31, 2015, approximately \$13,129,000 was deferred and recorded as due to New York State Retirement System in the statement of net position (Note 13(c)).

CITY OF ALBANY
NOTES TO FINANCIAL STATEMENTS
December 31, 2015

NOTE 11 — PENSION PLANS (Continued)

Net Pension Asset (Liability), Pension Expense, and Deferred Outflows and Deferred Inflows of Resources

At December 31, 2015, the City Reported the following asset / (liability) for its proportionate share of the net pension asset / (liability) for each of the plans.

	<u>PFRS</u>	<u>ERS</u>
Actuarial Valuation Date	April 1, 2014	April 1, 2014
Net Pension Asset / (Liability)	\$ (4,034,505)	\$ (4,492,317)
Proportionate Share of the Plan's Total Net Pension Asset / (Liability)	1.4657093%	0.1329779%
Proportionate Share of Pension Expense	\$ 9,355,378	\$ 4,065,591

The PFRS and ERS net pension liability was measured as of March 31, 2015, and the total pension liability was determined by an actuarial valuation as of April 1, 2014, with updated procedures used to roll forward the total pension liability to March 31, 2015. The City's proportion of the net pension liability was based on the ratio of its actuarially determined employer contribution to PFRS's and ERS's total actuarially determined employer contribution for the fiscal year ended on the measurement date.

At December 31, 2015, the City reported deferred outflows and deferred inflows of resources as follows:

	<u>PFRS</u>		<u>ERS</u>	
	<u>Deferred Outflows of Resources</u>	<u>Deferred Inflows of Resources</u>	<u>Deferred Outflows of Resources</u>	<u>Deferred Inflows of Resources</u>
Differences between expected and actual experience	\$ 486,536	\$ -	\$ 143,804	\$ -
Net difference between projected and actual earnings on pension plan investments	1,354,517	-	780,259	-
Changes in proportion and differences between City contributions and proportionate share of contributions	-	1,575,560	-	569,823
City contributions subsequent to the measurement date	10,678,593	-	3,065,474	-
	<u>\$ 12,519,646</u>	<u>\$ 1,575,560</u>	<u>\$ 3,989,537</u>	<u>\$ 569,823</u>

Contributions subsequent to the measurement date will be recognized as a reduction of the net pension liability (increase to net pension asset) in the year ended March 31, 2016 for PFRS and ERS. Other amounts reported as deferred outflows and deferred inflows of resources related to pensions will be recognized in pension expense as follows:

CITY OF ALBANY
NOTES TO FINANCIAL STATEMENTS
December 31, 2015

NOTE 11 — PENSION PLANS (Continued)

Net Pension Asset (Liability), Pension Expense, and Deferred Outflows and Deferred Inflows of Resources (Continued)

<u>Year Ended</u> <u>March 31,</u>	<u>PFRS</u>	<u>ERS</u>
2016	\$ 120,824	\$ 88,560
2017	120,824	88,560
2018	120,824	88,560
2019	120,824	88,560
2020	<u>(217,803)</u>	<u>-</u>
	<u>\$ 265,493</u>	<u>\$ 354,240</u>

Actuarial Assumptions

The total pension liability for the March 31, 2015 measurement date was determined by using an actuarial valuation as of April 1, 2014 with update procedures used to roll forward the total pension liability to March 31, 2015. These actuarial valuations for both ERS and PFRS used the following actuarial assumptions:

Actuarial cost method – Entry age normal

Inflation – 2.7%

Salary increases – 4.9% in ERS, 6.0% in PFRS, indexed by service

Investment rate of return – 7.5% compounded annually, net of investment expense, including inflation

Cost of living adjustments – 1.4% annually

Mortality – Based on the plan’s experience from April 1, 2005 – March 31, 2010 with adjustments for mortality improvements based on the Society of Actuaries’ Scale MP-2014

Discount rate – 7.5%

The long-term expected rate of return on the Systems’ pension plan investments was determined in accordance with Actuarial Standard of Practice No. 27, Selection of Economic Assumptions for Measuring Pension Obligations. Consideration was given to expected future real rates of return (expected returns, net of pension plan investment expense and inflation) for each major asset class as well as historical investment data and plan performance.

Investment Asset Allocation

Best estimates of arithmetic real rates of return for each major asset class included in the target asset allocations as of the applicable valuation dates are summarized as follows:

CITY OF ALBANY
NOTES TO FINANCIAL STATEMENTS
December 31, 2015

NOTE 11 — PENSION PLANS (Continued)

Investment Asset Allocation (Continued)

<u>Asset Class</u>	<u>Target Allocation</u>	<u>Long-Term Expected Real Rate of Return</u>
Domestic equities	38%	7.3%
International equities	13%	8.6%
Private equities	10%	11.0%
Real estate	8%	8.3%
Absolute return strategies	3%	6.8%
Opportunistic portfolio	3%	8.6%
Real assets	3%	8.7%
Bonds and mortgages	18%	4.0%
Cash	2%	2.3%
Inflation-Indexed bonds	2%	4.0%
	<u>100%</u>	

Discount Rate

The discount rate projection of cash flows assumed that contributions from plan members will be made at the current member contribution rates and that contributions from employers will be made at statutorily required rates, actuarially determined. Based on those assumptions, the Systems' fiduciary net position was projected to be available to make all projected future benefit payments of current plan members. Therefore, the long-term expected rate of return on pension plan investments was applied to all periods of projected benefit payments to determine the total pension asset / (liability).

The following presents the City's proportionate share of its net pension asset and liability calculated using the discount rate of 7.5% (ERS and PFRS) and the impact of using a discount rate that is 1% higher or lower than the current rate.

	<u>1.0% Decrease</u>	<u>Discount Rate</u>	<u>1.0% Increase</u>
City's proportionate share of the PFRS net pension asset (liability)	<u>\$ (53,717,319)</u>	<u>\$ (4,034,505)</u>	<u>\$ 37,602,692</u>
City's proportionate share of the ERS net pension asset (liability)	<u>\$ (29,943,238)</u>	<u>\$ (4,492,317)</u>	<u>\$ 16,994,571</u>

CITY OF ALBANY
NOTES TO FINANCIAL STATEMENTS
December 31, 2015

NOTE 12 — NOTES PAYABLE

The City may issue Bond Anticipation Notes (BANs), in anticipation of proceeds from the subsequent sale of bonds. These notes are recorded as current liabilities of the funds that will actually receive the proceeds from the issuance of bonds. State law requires that BANs issued for capital purposes be converted to long-term financing within five years.

In July 2015, the City issued various BANs of \$43,425,299 at an interest rate of 2.00%. The proceeds of the BANs, along with available funds, were used to redeem part of the \$29,138,785 BANs issued in 2014 which matured in July 2015 and also provided new funds for various capital purchases and improvements. These BANs were subsequently redeemed in July 2016 (see Note 15 – Subsequent Events).

Interest expense on BANs totaled approximately \$291,000 for the year ended December 31, 2015.

NOTE 13 — INDEBTEDNESS

Indebtedness of the City include loans, certain accruals, and serial and Environmental Facilities Corporation (EFC) bonds. Bonds are guaranteed by the full faith and credit of the City.

The following is a summary of certain long-term liability transactions of the City for the year ended December 31, 2015:

	Balance January 1, 2015	New Issues/ Increase in Estimates	Payments/ Decrease in Estimates	Balance December 31, 2015
Bonds	\$ 87,505,000	\$ 9,215,000	\$ (24,455,000)	\$ 72,265,000
Premiums on Bonds	2,548,770	223,287	(787,993)	1,984,064
Loans payable (ACDA)	588,421	-	(77,232)	511,189
Post employment benefit obligation (Note 14)	69,862,766	13,761,575	(9,941,835)	73,682,506
Vacation/sick pay obligations	17,077,132	-	(579,108)	16,498,024
Due to NYS Retirement System	12,766,593	1,551,066	(1,188,755)	13,128,904
Net pension liability	12,110,971	12,963,401	(16,547,550)	8,526,822
Litigation and contingent liabilities	14,079,588	1,989,710	(406,330)	15,662,968
Landfill closure and postclosure care costs	8,670,557	62,489	-	8,733,046
Retainage payable on long-term contracts	127,286	207,092	(127,286)	207,092
Capital lease obligations	958,009	-	(503,009)	455,000
Total	<u>\$ 226,295,093</u>	<u>\$ 39,973,620</u>	<u>\$ (54,614,098)</u>	<u>\$ 211,654,615</u>

Of the total outstanding indebtedness of the City at December 31, 2015, approximately \$115,690,299 was subject to the statutory debt limit. Amounts subject to the statutory debt limit include bonds and notes payable. This represents approximately 34% of the City's \$337,857,846 statutory debt limit.

CITY OF ALBANY
NOTES TO FINANCIAL STATEMENTS
December 31, 2015

NOTE 13 — INDEBTEDNESS (Continued)

(a) Bonds

Serial and New York State Environmental Facilities (EFC) bonds, the proceeds of which have been used primarily to provide funds for various capital projects, consists of the following at December 31, 2015:

<u>Interest Rate</u>	<u>Date Issued</u>	<u>Maturity Date</u>	<u>Amount of Original Issue</u>	<u>Outstanding December 31, 2015</u>	<u>Annual Principal Installments (Range)</u>
Serial Bonds					
3.50 - 4.25%	2009	2023	\$ 19,974,950	\$ 12,735,000	\$1,390,000 - \$1,825,000
4.00 - 5.00%	2011	2025	11,075,000	5,875,000	225,000 - 925,000
4.00%	2011	2017	1,700,000	540,000	265,000 - 275,000
2.00 - 3.00%	2011	2021	7,922,026	5,005,000	775,000 - 890,000
2.00%	2012	2020	24,027,579	15,535,000	2,935,000 - 3,230,000
4.00%	2012	2021	10,010,248	6,950,000	1,075,000 - 1,240,000
4.00-5.00%	2012	2018	12,590,000	5,075,000	1,620,000 - 1,770,000
4.00-4.50%	2013	2020	9,890,000	7,335,000	1,350,000 - 1,595,000
2.00 - 4.00%	2015	2018	4,545,000	4,490,000	55,000 - 1,545,000
0.46 - 2.32%	2015	2020	4,670,000	4,535,000	135,000 - 935,000
EFC Bonds					
1.014%	2011	2016	1,380,000	235,000	235,000
0.807%	2011	2020	3,995,000	2,135,000	405,000- 445,000
4.132 - 5.002%	2012	2022	2,730,000	<u>1,820,000</u>	240,000-285,000
				\$ 72,265,000	
Add: Unamortized Premiums				<u>1,984,064</u>	
				<u>\$ 74,249,064</u>	

The following are details of bonds outstanding at December 31, 2015:

During 2009, the City issued \$19,974,950 in General Obligation Bonds. The proceeds, along with \$2,462,000 in available funds, were used to redeem \$28,525,600 Bond Anticipation Notes of 2008, originally issued for various capital projects.

In March 2011, the City issued \$12,775,000 in General Obligation Refunding Bonds. The Bonds carry interest rates ranging from 3.00% to 5.00% and a premium of \$1,017,305. The final bond issue matures on August 1, 2025.

The proceeds of the Bonds are to advance refund \$1,735,000 of outstanding 1997 General Obligation Bonds with interest rates ranging from 4.8% to 5.0%, \$5,565,000 of outstanding 2000 General Obligation Bonds, with interest rates ranging from 5.00% to 5.50%, and \$5,955,000 of outstanding 2001 General Obligation Bonds with interest rates ranging from 4.125% to 5.000%.

In July 2011, the City issued \$7,922,026 in General Obligation Bonds. The Bonds carry interest rates ranging from 1.50% to 3.00%. The final bond issue matures on July 1, 2021.

In July 2012, the City issued \$34,037,827 in General Obligation Bonds. The Bonds carry interest rates ranging from 2.00% to 4.00%. The final bond issue matures on July 1, 2021.

CITY OF ALBANY
NOTES TO FINANCIAL STATEMENTS
December 31, 2015

NOTE 13 — INDEBTEDNESS (Continued)

(a) Bonds (continued)

The proceeds of the Bonds, along with available funds, were used to redeem part of the \$46,471,326 BANs issued in 2011 and matured July 6, 2012 and also provided new funds for the purchase of land, equipment and vehicle purchases as well as costs associated with the expansion of the City's landfill.

In July 2012, the City issued \$12,590,000 in General Obligation Refunding Bonds. The Bonds carry interest rates ranging from 2.00% to 5.00%. The final bond issue matures on July 15, 2018.

The proceeds of the Bonds are to advance refund \$10,240,000 of outstanding 2003 General Obligation Bonds with interest rates ranging from 4.0% to 4.25% and \$3,155,000 of outstanding 2004 General Obligation Bonds, with interest rate of 4.00%.

In July 2013, the City issued \$9,890,000 in General Obligation Bonds. The Bonds carry interest rates ranging from 3.00% to 4.50%. The final bond matures on July 1, 2020.

In May 2015, the City issued \$9,215,000 in General Obligation Refunding Bonds. The issue included \$4,545,000 in tax exempt bonds and \$4,670,000 in federally taxable bonds. The 2015 tax exempt Bonds carry interest rates ranging from 0.455% - 2.324%. The issue matures on June 1, 2018. The 2015 taxable bonds bear interest rates from 2.00% - 4.00% and mature on June 1, 2020.

The proceeds of the Bonds are to advance refund \$4,630,000 in outstanding callable principal of 2006 tax exempt General Obligation Bonds with interest rates ranging from 4.00% - 4.125% and \$4,495,000 in outstanding callable principal of 2006 federally taxable General Obligation Bonds bearing interest of 5.25%.

In March of 2011, EFC completed a refinancing initiative on behalf of the City of Albany that initially financed projects through the State Clean Water and Drinking Water Revolving Funds (SRF) Series 1997C. The EFC refunding reduced the City's future interest cost on the SRF financing that was funded through the Series 1997C bonds. This resulted in refunded principal in the amount of \$1,380,000 from EFC with interest rate of 1.014% maturing in 2016.

In March of 2011, EFC completed a refinancing initiative on behalf of the City of Albany that initially financed projects through the State Clean Water and Drinking Water Revolving Funds (SRF) Series 2000B. The EFC refunding reduced the City's future interest cost on the SRF financing that was funded through the Series 2000B bonds. This resulted in refunded principal in the amount of \$3,995,000 from EFC with interest rate of 0.807% maturing in 2020.

In June of 2012, EFC completed a refinancing initiative on behalf of the City of Albany that initially financed projects through the State Clean Water and Drinking Water Revolving Funds (SRF) Series 2002A. The EFC refunding reduced the City's future interest cost on the SRF financing that was funded through the Series 2002A bonds. This resulted in refunded principal in the amount of \$2,730,000 from EFC with interest rates ranging from 4.132% to 5.002% maturing in 2022.

CITY OF ALBANY
NOTES TO FINANCIAL STATEMENTS
December 31, 2015

NOTE 13 — INDEBTEDNESS (Continued)

(a) Bonds (continued)

Future maturities of general long-term debt as of December 31, 2015 are as follows:

<u>Year Ending</u> <u>December 31</u>	<u>Principal</u>	<u>Interest</u>	<u>Total</u>
2016	\$ 13,560,000	\$ 2,386,879	\$ 15,946,879
2017	13,625,000	1,991,397	15,616,397
2018	13,740,000	1,542,109	15,282,109
2019	10,715,000	1,098,351	11,813,351
2020	11,055,000	752,894	11,807,894
2021-2025	9,570,000	747,187	10,317,187
	<u>\$ 72,265,000</u>	<u>\$ 8,518,816</u>	<u>\$ 80,783,816</u>

Interest expense for bonds and loans payable was approximately \$2,706,335 for the year ended December 31, 2015.

(b) Loans payable

Loans payable are further broken down as follows:

	<u>Balance</u> <u>January 1,</u> <u>2015</u>	<u>New Issues/</u> <u>Increase in</u> <u>Estimates</u>	<u>Retirement/</u> <u>Decrease in</u> <u>Estimates</u>	<u>Balance</u> <u>December 31,</u> <u>2015</u>
Note payable (1)	\$ 93,000	\$ -	\$ (22,000)	\$ 71,000
Note payable (2)	112,964	-	(10,187)	102,777
Note payable (3)	382,457	-	(45,045)	337,412
	<u>\$588,421</u>	<u>\$ -</u>	<u>\$ (77,232)</u>	<u>\$511,189</u>

- (1) As part of the capitalized lease obligation for the Agency's facility located at 200 Henry Johnson Boulevard, the Agency executed a note payable to CAC to pay for all previously unreimbursed tenant expenses. The note has a sixteen year term and the agreement requires the Agency to remit semi-annual payments to CAC through 2018.
- (2) Note payable from CAC to fund improvements made to one of the Agency's properties located at 388 Clinton Avenue. The note is collateralized by a mortgage agreement on the building located at 388 Clinton Avenue. The note is being amortized over a period of twenty years, with monthly principal and interest payments. The interest rate for the first five years of the note is fixed at 4%, and is subject to every five years thereafter to prime plus 1%.
- (3) During 2011, the Agency borrowed the sum of \$500,000 from the Capitalize Albany Corporation to purchase property at 25 Delaware Avenue. The note is collateralized by a mortgage agreement on the property located at 25 Delaware Avenue. The note is being paid over a period of ten years, with monthly principal and interest payments. The balance is due in full at the time of sale or change in ownership of the property. The interest rate is 5.75%. The property acquired was recorded as property held for sale and included in other assets in the statement of net position.

CITY OF ALBANY
NOTES TO FINANCIAL STATEMENTS
December 31, 2015

NOTE 13 — INDEBTEDNESS (Continued)

(c) Due to New York State and Local Retirement System

During 2015, 2014 and 2013, the City elected to defer part of their New York State Pension contributions. The deferred portions of the contributions are amortized over twelve or ten years, depending on the year of deferral, at rates of 3% - 3.76%.

A summary of future NYSLRS payment obligations as of December 31, 2015 is as follows:

<u>Year Ending December 31</u>	<u>Principal</u>	<u>Interest</u>	<u>Total</u>
2016	\$ -	\$ -	\$ -
2017	1,276,109	459,107	1,735,216
2018	1,320,288	414,928	1,735,216
2019	1,366,012	369,204	1,735,216
2020	1,413,335	344,051	1,757,385
2021-2025	6,255,466	877,014	7,132,480
2026-2028	1,497,695	71,931	1,569,626
	<u>\$13,128,904</u>	<u>\$ 2,536,233</u>	<u>\$15,665,137</u>

(d) Litigation and contingent liabilities

(1) Judgments and Claims

There are various suits and claims pending against the City. In the opinion of City officials and Corporation Counsel, there are no proceedings against the City in which the likelihood the City will be held liable is probable and the amount of claims relating to such proceedings are reasonably estimable. The City has recognized an accrued liability of approximately \$740,000 related to future claims on certain other matters.

(2) Workers' Compensation Claims

The City self-insures workers' compensation claims. The City and its component units, with the exception of the BID, the Association, and the CBID, all participate in the self-insurance program.

Under the program, the City utilizes a program administrator to process claims as they occur. A liability for unpaid claims based upon individual case estimates for claims incurred as well as claims incurred but not reported (IBNR) at December 31, 2015 has been recorded in the caption "Judgments and Claims." This liability is the City's best estimate based on available information. Changes in the reported liability for 2015 are as follows:

	<u>Balance as of January 1 2015</u>	<u>Current Year Claims and Changes in Estimates</u>	<u>Claim Payments</u>	<u>Balance as of December 31, 2015</u>
Workers' compensation liability	<u>\$ 13,633,627</u>	<u>\$ 1,639,385</u>	<u>\$ (350,368)</u>	<u>\$ 14,922,644</u>

CITY OF ALBANY
NOTES TO FINANCIAL STATEMENTS
December 31, 2015

NOTE 13 — INDEBTEDNESS (Continued)

(d) *Litigation and contingent liabilities (continued)*

(3) *Grant Programs*

City

The City participates in a number of grant programs. These programs are subject to financial and compliance audits by the grantors or their representatives. The audits of these programs may be conducted periodically in accordance with grantor requirements. Accordingly, the City's compliance with applicable grant requirements will be established at some future date. The amounts of expenditures that may be disallowed by the granting agencies cannot be determined at this time, although the City believes, based upon its review of current activity and prior experience, the amount of such disallowances, if any, will be minimal.

ACDA

The Agency receives a major portion of its annual revenues through Federal and New York State grants. Any significant reduction in grant funding levels could have a negative impact on the Agency and the services it offers. The Agency's grant funding is typically awarded for specific programs or purposes and is subject to review and audit by the grantor agencies or their designee. Such audits could lead to a request for reimbursement to the grantor agency for expenditures disallowed under terms of the applicable grant. Management believes that all grant funds were expended in accordance with applicable terms and does not expect any significant disallowance claims will be made by grantor agencies.

(e) *Landfill closure and post closure care costs*

The City has four landfills, three of which stopped accepting waste prior to December 1993. The fourth, Albany Interim Landfill (AIL), together with its expansions added in 2010 and 2012, is still accepting waste at December 31, 2015. In June 2009, the New York State Department of Environmental Conservation (NYSDEC) issued a renewal permit to the City to continue operations of the existing landfill through June 2019.

State and federal laws and regulations require the City to place a final cover on its landfill when it stops accepting waste and to perform certain maintenance and monitoring functions at the site for thirty years after closure. Closure and post closure care costs will be paid only near or after the date that the landfill stops accepting waste. The City reports closure and post closure care costs based on landfill capacity used as of each balance sheet date.

Accrued landfill closure and post closure care costs of approximately \$8,733,000 at December 31, 2015, represent the cumulative amount reported to date based on the use of 100 percent of the estimated capacity of all previously closed landfills and 79 percent of the estimated capacity of the AIL as determined by an independent engineer. The estimated remaining life of the AIL is approximately 4.4 years. The City will recognize the remaining estimated cost of closure and post closure care of \$2,216,000 as the remaining AIL capacity is filled. These amounts are based on what it would cost to perform all closure and post closure care in 2015. Actual cost may be higher due to inflation, changes in technology, or changes in regulations.

The City currently has restricted cash of approximately \$916,000 for payment of closure and post closure care costs.

CITY OF ALBANY
NOTES TO FINANCIAL STATEMENTS
December 31, 2015

NOTE 13 — INDEBTEDNESS (Continued)

(f) Capital lease obligations

City

The City had a master equipment lease/purchase agreement (the “agreement”) with a bank. The agreement provided capital for the City to use to purchase certain equipment from various vendors to be used by the City in executing day to day delivery of general government services to its constituency. The City made the final payment on the lease in September 2015.

ACDA

ACDA amended its lease for office space at a facility located at 200 Henry Johnson Boulevard. The amended lease has a sixteen year term and the agreement requires ACDA to remit semi-annual payments to the Capitalize Albany Corporation (“CAC”) through 2018. The agreement qualifies as a capital lease. The interest portion of future minimum lease payments approximate \$40,000 and the net present value at December 31, 2015 approximates \$455,000.

A summary of future minimum lease payments and future minimum maturities of the capital lease obligations as of December 31, 2015 is as follows:

<u>Year Ending December 31</u>	<u>ACDA</u>
2016	\$ 166,994
2017	163,513
2018	<u>164,600</u>
Total minimum lease payments	495,107
Less amounts representing interest	<u>(40,107)</u>
Total principal	<u><u>\$ 455,000</u></u>

NOTE 14 — OTHER POSTEMPLOYMENT BENEFITS

City

In addition to providing pension benefits (see Note 11), the City also provides health care benefits for retired employees, their dependents and certain survivors. Substantially all of the City’s employees, as well as employees of the Albany Water Board, may become eligible for those benefits if they reach normal retirement age while working for the City.

The City follows GASB Statement No. 45, *Accounting and Financial Reporting by Employers for Postemployment Benefits Other Than Pensions*. This statement establishes standards for the recognition, measurement, and display of other postemployment benefits (retiree health insurance) expenses and related liabilities and note disclosure.

Plan Description

The City administers its Retiree Medical Plan (the Plan) as a single-employer defined benefit other postemployment benefit (OPEB) plan. The Plan provides for the continuation of medical benefits to certain qualifying retirees of the City and the Albany Water Board, and their dependents and certain survivors and can be amended by action of the City. The Plan does not currently issue a stand-alone financial report since there are no assets legally segregated for the sole purpose of paying benefits under the Plan.

CITY OF ALBANY
NOTES TO FINANCIAL STATEMENTS
December 31, 2015

NOTE 14 — OTHER POSTEMPLOYMENT BENEFITS (Continued)

Funding Policy

The obligations of the Plan members, employers and other entities are established by the City. The required contribution rates of the employer and the members vary depending on the retiree's hiring date and number of years of service to the City. The City currently contributes enough money to the Plan to satisfy current obligations on a pay-as-you-go basis, with the possibility of prefunding additional benefits if so determined by the City. For 2015, the City contributed approximately \$9,942,000 for current costs. The costs of administering the plan are paid by the City.

Funded Status and Funding Progress

The schedule of funding progress presents multi-year (when available) trend information that is useful in determining whether the actuarial value of Plan assets, if any, is increasing or decreasing over time relative to the actuarial accrued liability. The following table sets forth the actuarial accrued liability and funded status of the Plan as of December 31, 2015 based on January 1, 2013 valuation date.

<u>Actuarial Accrued Liability (AAL)</u>	
Currently retired	\$ 183,103,407
Actives eligible to retire	22,968,943
Actives not yet eligible to retire	62,695,065
Actuarial accrued liability	<u>268,767,415</u>
Actuarial value of plan assets	-
Unfunded actuarial accrued liability (UAAL)	<u>\$ 268,767,415</u>
Funded ratio	<u>0%</u>
2015 normal cost	<u>\$ 4,643,225</u>

The following table summarizes the amortization calculation of the UAAL (level annual payment method) as of the latest valuation date:

UAAL	\$ 268,767,415
Amortization period (years)	30
Amortization discount rate	5%
2015 UAAL amortization amount	\$ 8,397,830

Annual OPEB Cost and Net OPEB Obligation

The City's annual OPEB cost (expense) is calculated based on the annual required contribution of the employer (ARC), an amount actuarially determined in accordance with the parameters of GASB Statement 45. The ARC represents a level of funding that, if paid on an ongoing basis, is projected to cover normal cost each year and amortize any unfunded actuarial liabilities over a period not to exceed thirty years. The following table shows the components of the City's annual OPEB cost for 2015:

CITY OF ALBANY
NOTES TO FINANCIAL STATEMENTS
December 31, 2015

NOTE 14 — OTHER POSTEMPLOYMENT BENEFITS (Continued)

Annual OPEB Cost and Net OPEB Obligation (Continued)

Normal cost	\$ 4,643,225
Amortization of UAAL	8,397,830
Interest	419,892
ARC	13,460,947
Interest on OPEB obligation	3,493,138
Adjustment to ARC	(3,192,510)
OPEB expense	<u>\$ 13,761,575</u>

The City's OPEB obligation for the current year was as follows:

	<u>2015</u>
Net OPEB obligation at beginning of year	\$ 69,862,766
OPEB expense	13,761,575
OPEB contributions	(9,941,835)
Net OPEB obligation at end of year	73,682,506
Less: estimated current portion of OPEB obligation	10,604,738
Estimated long-term portion of OPEB obligation	<u>\$ 63,077,768</u>
Percentage of expense contributed	<u>72.2%</u>

Actuarial Methods and Assumptions

Actuarial valuations of an ongoing plan involve estimates of the value of reported amounts and assumptions about the probability of occurrence of events far into the future. Examples include assumptions about future employment, mortality, and the healthcare cost trend. Amounts determined regarding the funded status of the plan and the annual required contributions of the employer are subject to continual revision as actual results are compared with past expectations and new estimates are made about the future. Projections of benefits for financial reporting purposes are based on the substantive plan and include the types of benefits provided at the time of each valuation and the historical pattern of sharing of benefit costs (if any) between the employer and plan members to that point. The actuarial methods and assumptions used include techniques that are designed to reduce the effects of short-term volatility in actuarial accrued liabilities and the actuarial value of assets, consistent with the long-term perspective of the calculations.

The actuarial cost method used to calculate the costs of the Plan for age, disability, vested and surviving spouse's benefits is the Projected Unit Credit Actuarial Cost Method. Under this method, each participant's projected benefit is calculated at all possible ages based on the Plan provisions as well as the initial data and actuarial assumptions. For active participants, the AAL is determined by pro-rating the projected benefit based upon service accrued to the valuation date divided by service projected to be accrued at the first age of benefit eligibility. The normal cost is determined by dividing the projected benefit by service projected to be accrued at the first age of benefit eligibility.

CITY OF ALBANY
NOTES TO FINANCIAL STATEMENTS
December 31, 2015

NOTE 14 — OTHER POSTEMPLOYMENT BENEFITS (Continued)

Actuarial Methods and Assumptions (Continued)

The valuation date for the calculation was January 1, 2013 and the discount rate utilized was 5%. No salary increases were assumed since benefits are not based on compensation. Health care costs for governmental activities were assumed to increase as follows:

<u>Year</u>	<u>Trend</u>
2016	8.5%
2017	8.0%
2018	7.5%
2019	7.0%
2020	6.5%
Thereafter	6.0% - 5.0%

NOTE 15 — SUBSEQUENT EVENTS

In June 2016, the City issued \$13,474,579 in General Obligation Serial Bonds. The Bonds carry an interest rate of 2.00%, with a premium of \$297,111. The Bonds have maturity dates ranging from June 15, 2017 through June 15, 2025.

The proceeds of the Bonds, along with available funds, were used to redeem \$16,089,085 of the \$43,425,299 BANs that were issued in 2015 and matured July 1, 2016.

In June 2016, the City issued \$38,846,812 in BANs. The BANs are due June 30, 2017 and carry an interest rate of 2.00%, with a premium of \$401,676.

The proceeds of the BANs, along with available funds, were used to redeem \$27,336,214 of the \$43,425,299 BANs that were issued in 2015 and matured July 1, 2016, and also provide new funds for various capital purposes and improvements.

REQUIRED SUPPLEMENTARY INFORMATION

CITY OF ALBANY, NEW YORK
SCHEDULE OF REVENUES, EXPENDITURES AND MODIFIED BUDGET AND ACTUAL –
GENERAL AND SPECIAL REVENUE FUND
For the Year Ended December 31, 2015

	General Fund				Special Revenue Fund			
	Original Budget	Final Adopted Budget	Actual	Actual Over (Under) Final Budget	Original Budget	Final Adopted Budget	Actual	Actual Over (Under) Final Budget
REVENUES								
Real property taxes	\$ 56,527,890	\$ 56,527,890	\$ 56,706,034	\$ 178,144	\$ -	\$ -	\$ -	\$ -
Sales and use taxes	31,972,673	31,972,673	32,864,248	891,575	-	-	-	-
Other taxes	3,079,500	3,079,500	2,835,274	(244,226)	-	-	-	-
Payments in lieu of taxes	20,989,632	20,989,632	20,769,510	(220,122)	-	-	-	-
Intergovernmental revenue	22,160,792	23,306,156	23,079,005	(227,151)	2,594,655	2,572,767	2,404,948	(167,819)
Charges for services	15,464,511	15,456,340	14,636,411	(819,929)	-	-	-	-
Fines, interest and penalties	7,016,400	7,048,924	4,675,351	(2,373,573)	-	-	-	-
Use of money and properties	117,215	117,215	172,081	54,866	-	-	-	-
Licenses and permits	2,289,709	3,003,695	3,316,918	313,223	-	-	-	-
Other revenues	9,733,349	10,062,501	3,799,038	(6,263,463)	-	-	-	-
Total revenues	<u>169,351,671</u>	<u>171,564,526</u>	<u>162,853,870</u>	<u>(8,710,656)</u>	<u>2,594,655</u>	<u>2,572,767</u>	<u>2,404,948</u>	<u>(167,819)</u>
EXPENDITURES								
Public safety and regulation	92,517,510	94,667,802	91,818,649	(2,849,153)	-	-	-	-
General government	23,004,286	22,507,820	19,642,652	(2,865,168)	-	-	-	-
Highways and streets	7,186,769	7,386,727	6,591,805	(794,922)	-	-	-	-
Recreation and culture	4,318,776	4,315,131	3,834,542	(480,589)	-	-	-	-
Community service	9,199,275	9,561,991	8,124,298	(1,437,693)	-	-	-	-
Economic development and assistance	-	-	-	-	2,594,655	2,717,512	2,425,187	(292,325)
Employee benefits	13,200,147	13,200,147	16,307,471	3,107,324	-	-	-	-
Debt service	21,924,908	21,924,908	19,183,678	(2,741,230)	-	-	-	-
Total expenditures	<u>171,351,671</u>	<u>173,564,526</u>	<u>165,503,095</u>	<u>(8,061,431)</u>	<u>2,594,655</u>	<u>2,717,512</u>	<u>2,425,187</u>	<u>(292,325)</u>
Excess (deficiency) of revenues and appropriated fund balance over expenditures	<u>(2,000,000)</u>	<u>(2,000,000)</u>	<u>(2,649,225)</u>	<u>(649,225)</u>	<u>-</u>	<u>(144,745)</u>	<u>(20,239)</u>	<u>124,506</u>
OTHER FINANCING SOURCES (USES)								
General fund allocation	2,000,000	2,000,000	-	(2,000,000)	-	-	-	-
Transfers	-	-	(2,936,637)	(2,936,637)	-	-	-	-
Proceeds from issuance of long-term debt	-	-	-	-	-	-	-	-
Premium on bond anticipation notes issued	-	-	700,011	700,011	-	-	-	-
Total other financing sources (uses)	<u>2,000,000</u>	<u>2,000,000</u>	<u>(2,236,626)</u>	<u>(4,236,626)</u>	<u>-</u>	<u>-</u>	<u>-</u>	<u>-</u>
Excess (deficiency) of revenues, appropriated fund balance and other financing sources over expenditures and other financing uses	<u>\$ -</u>	<u>\$ -</u>	<u>\$ (4,885,851)</u>	<u>\$ (4,885,851)</u>	<u>\$ -</u>	<u>\$ (144,745)</u>	<u>\$ (20,239)</u>	<u>\$ 124,506</u>

CITY OF ALBANY, NEW YORK
SCHEDULE OF THE CITY'S PROPORTIONATE SHARE OF THE NET PENSION
ASSET / (LIABILITY)
NEW YORK STATE POLICE AND FIRE RETIREMENT SYSTEM

<u>As of the measurement date of March 31,</u>	<u>2015</u>
City's proportion of the net pension asset / (liability)	1.465709%
City's proportionate share of the net pension asset / (liability)	\$ (4,034,505)
City's covered-employee payroll	\$ 48,692,865
City's proportionate share of the net pension asset / (liability) as a percentage of its covered-employee payroll	8.29%
Plan fiduciary net position as a percentage of the total pension liability	<u>97.90%</u>

Data prior to 2015 is unavailable.

CITY OF ALBANY, NEW YORK
SCHEDULE OF CONTRIBUTIONS
NEW YORK STATE POLICE AND FIRE RETIREMENT SYSTEM
(LAST 10 FISCAL YEARS)

<u>March 31,</u>	<u>2015</u>	<u>2014</u>	<u>2013</u>	<u>2012</u>	<u>2011</u>	<u>2010</u>	<u>2009</u>	<u>2008</u>	<u>2007</u>	<u>2006</u>
Contractually required contribution	\$ 12,094,801	\$ 13,912,995	\$ 11,250,128	\$ 8,931,589	\$ 7,911,276	\$ 7,058,207	\$ 6,115,240	\$ 6,198,299	\$ 6,498,740	\$ 5,774,591
Contribution in relation to the contractually required contribution	<u>(12,094,801)</u>	<u>(13,912,995)</u>	<u>(11,250,128)</u>	<u>(8,931,589)</u>	<u>(7,911,276)</u>	<u>(7,058,207)</u>	<u>(6,115,240)</u>	<u>(6,198,299)</u>	<u>(6,498,740)</u>	<u>(5,774,591)</u>
Contribution deficiency (excess)	<u>\$ -</u>	<u>\$ -</u>	<u>\$ -</u>	<u>\$ -</u>	<u>\$ -</u>	<u>\$ -</u>	<u>\$ -</u>	<u>\$ -</u>	<u>\$ -</u>	<u>\$ -</u>
City's covered-employee payroll	\$ 48,692,865	\$ 49,765,799	\$ 45,236,096	\$ 45,132,856	\$ 47,211,057	\$ 47,051,033	\$ 42,485,016	\$ 41,743,128	\$ 41,044,807	\$ 38,547,226
Contributions as a percentage of covered-employee payroll	<u>24.84%</u>	<u>27.96%</u>	<u>24.87%</u>	<u>19.79%</u>	<u>16.76%</u>	<u>15.00%</u>	<u>14.39%</u>	<u>14.85%</u>	<u>15.83%</u>	<u>14.98%</u>

CITY OF ALBANY, NEW YORK
SCHEDULE OF THE CITY'S PROPORTIONATE SHARE OF THE NET PENSION
ASSET / (LIABILITY)
NEW YORK STATE AND LOCAL EMPLOYEES' RETIREMENT SYSTEM

<u>As of the measurement date of March 31,</u>	<u>2015</u>
City's proportion of the net pension asset / (liability)	0.132978%
City's proportionate share of the net pension asset / (liability)	\$ (4,492,317)
City's covered-employee payroll	\$ 31,518,901
City's proportionate share of the net pension asset / (liability) as a percentage of its covered-employee payroll	14.25%
Plan fiduciary net position as a percentage of the total pension liability	<u>99.00%</u>

Data prior to 2015 is unavailable.

CITY OF ALBANY, NEW YORK
SCHEDULE OF CONTRIBUTIONS
NEW YORK STATE AND LOCAL EMPLOYEES' RETIREMENT SYSTEM
(LAST 10 FISCAL YEARS)

<u>March 31,</u>	<u>2015</u>	<u>2014</u>	<u>2013</u>	<u>2012</u>	<u>2011</u>	<u>2010</u>	<u>2009</u>	<u>2008</u>	<u>2007</u>	<u>2006</u>
Contractually required contribution	\$ 6,368,984	\$ 6,424,534	\$ 5,449,165	\$ 4,539,660	\$ 3,619,931	\$ 2,318,239	\$ 2,375,239	\$ 2,645,737	\$ 3,372,739	\$ 3,349,161
Contribution in relation to the contractually required contribution	<u>(6,368,984)</u>	<u>(6,424,534)</u>	<u>(5,449,165)</u>	<u>(4,539,660)</u>	<u>(3,619,931)</u>	<u>(2,318,239)</u>	<u>(2,375,239)</u>	<u>(2,645,737)</u>	<u>(3,372,739)</u>	<u>(3,349,161)</u>
Contribution deficiency (excess)	<u>\$ -</u>	<u>\$ -</u>	<u>\$ -</u>	<u>\$ -</u>	<u>\$ -</u>	<u>\$ -</u>	<u>\$ -</u>	<u>\$ -</u>	<u>\$ -</u>	<u>\$ -</u>
City's covered-employee payroll	\$ 31,518,901	\$ 30,963,158	\$ 30,566,919	\$ 31,109,237	\$ 32,607,589	\$ 32,261,084	\$ 31,174,867	\$ 31,004,507	\$ 31,489,632	\$ 30,187,116
Contributions as a percentage of covered-employee payroll	<u>20.21%</u>	<u>20.75%</u>	<u>17.83%</u>	<u>14.59%</u>	<u>11.10%</u>	<u>7.19%</u>	<u>7.62%</u>	<u>8.53%</u>	<u>10.71%</u>	<u>11.09%</u>

ADDITIONAL REPORTS

**INDEPENDENT AUDITOR'S REPORT ON INTERNAL CONTROL OVER
FINANCIAL REPORTING AND ON COMPLIANCE AND OTHER MATTERS
BASED ON AN AUDIT OF FINANCIAL STATEMENTS PERFORMED IN
ACCORDANCE WITH GOVERNMENT AUDITING STANDARDS**

Mayor and Members of the City Council
City of Albany

We have audited, in accordance with the auditing standards generally accepted in the United States of America and the standards applicable to financial audits contained in *Government Auditing Standards* issued by the Comptroller General of the United States, the financial statements of the governmental activities, the aggregate discretely presented component units, each major fund, and the aggregate remaining fund information of City of Albany, New York, as of and for the year ended December 31, 2015, and the related notes to the financial statements, which collectively comprise the City of Albany, New York's basic financial statements, and have issued our report thereon dated September 27, 2016. Our report includes a reference to other auditors who audited the financial statements of the Albany Parking Authority, the Albany Water Board or the Albany Industrial Development Agency, which are component units, as described in our report on the City of Albany, New York's financial statements. This report does not include the results of the other auditors' testing of internal control over financial reporting or compliance and other matters that are reported on separately by those auditors.

Internal Control Over Financial Reporting

In planning and performing our audit of the financial statements, we considered the City's internal control over financial reporting (internal control) to determine the audit procedures that are appropriate in the circumstances for the purpose of expressing our opinions on the financial statements, but not for the purpose of expressing an opinion on the effectiveness of the City's internal control. Accordingly, we do not express an opinion on the effectiveness of the City's internal control.

A *deficiency in internal control* exists when the design or operation of a control does not allow management or employees, in the normal course of performing their assigned functions, to prevent, or detect and correct misstatements on a timely basis. A *material weakness* is a deficiency, or a combination of deficiencies, in internal control such that there is a reasonable possibility that a material misstatement of the entity's financial statements will not be prevented, or detected and corrected on a timely basis. A *significant deficiency* is a deficiency, or a combination of deficiencies, in internal control that is less severe than a material weakness, yet important enough to merit attention by those charged with governance.

Our consideration of internal control was for the limited purpose described in the first paragraph of this section and was not designed to identify all deficiencies in internal control that might be material weaknesses or, significant deficiencies. Given these limitations, during our audit we did not identify any deficiencies in internal control that we consider to be material weaknesses. However, material weaknesses may exist that have not been identified.

Compliance and Other Matters

As part of obtaining reasonable assurance about whether the City's financial statements are free of material misstatement, we performed tests of its compliance with certain provisions of laws, regulations, contracts, and grant agreements, noncompliance with which could have a direct and material effect on the determination of financial statement amounts. However, providing an opinion on compliance with those provisions was not an objective of our audit, and accordingly, we do not express such an opinion. The results of our tests disclosed no instances of noncompliance or other matters that are required to be reported under *Government Auditing Standards*.

Purpose of this Report

The purpose of this report is solely to describe the scope of our testing of internal control and compliance and the results of that testing, and not to provide an opinion on the effectiveness of the entity's internal control or on compliance. This report is an integral part of an audit performed in accordance with *Government Auditing Standards* in considering the entity's internal control and compliance. Accordingly, this communication is not suitable for any other purpose.

UHY LLP

Albany, New York
September 27, 2016

**INDEPENDENT AUDITOR'S REPORT ON COMPLIANCE FOR
EACH MAJOR PROGRAM AND ON INTERNAL CONTROL
OVER COMPLIANCE REQUIRED BY THE UNIFORM GUIDANCE**

Mayor and Members of the City Council
City of Albany

Report on Compliance for Each Major Federal Program

We have audited City of Albany, New York's (the City) compliance with the types of compliance requirements described in the *OMB Compliance Supplement* that could have a direct and material effect on each of the City's major federal programs for the year ended December 31, 2015. The City's major federal programs are identified in the summary of auditor's results section of the accompanying schedule of findings and questioned costs.

The City's basic financial statements include the operations of Albany Community Development Agency (ACDA), a blended component unit, which expended \$4,719,652 in Federal awards. Our audit, described below, did not include the operations of ACDA because this component unit was separately audited in accordance with Uniform Guidance and the related reports have been separately submitted. Federal expenditures, if any, relating to other component units are not included since they are audited and reported as separate entities.

Management's Responsibility

Management is responsible for compliance with the requirements of laws, regulations, contracts, and grants applicable to its federal programs.

Auditor's Responsibility

Our responsibility is to express an opinion on the City's compliance for each of the City's major federal programs based on our audit of the types of compliance requirements referred to above. We conducted our audit of compliance in accordance with auditing standards generally accepted in the United States of America; the standards applicable to financial audits contained in *Government Auditing Standards*, issued by the Comptroller General of the United States; and the audit requirements of Title 2 U.S. *Code of Federal Regulations* (CFR) Part 200, *Uniform Administrative Requirements, Cost Principles, and Audit Requirements for Federal Awards* (Uniform Guidance). Those standards and the Uniform Guidance require that we plan and perform the audit to obtain reasonable assurance about whether noncompliance with the types of compliance requirements referred to above that could have a direct and material effect on a major federal program occurred. An audit includes examining, on a test basis, evidence about the City's compliance with those requirements and performing such other procedures as we considered necessary in the circumstances.

We believe that our audit provides a reasonable basis for our opinion on compliance for each major federal program. However, our audit does not provide a legal determination of the City's compliance.

Opinion on Each Major Federal Program

In our opinion, the City of Albany, New York complied, in all material respects, with the types of compliance requirements referred to above that could have a direct and material effect on each of its major federal programs for the year ended December 31, 2015.

Report on Internal Control over Compliance

Management of the City is responsible for establishing and maintaining effective internal control over compliance with the types of compliance requirements referred to above. In planning and performing our audit of compliance, we considered the City's internal control over compliance with the types of requirements that could have a direct and material effect on each major federal program to determine the auditing procedures that are appropriate in the circumstances for the purpose of expressing our opinion on compliance for each major federal program and to test and report on internal control over compliance in accordance with the Uniform Guidance, but not for the purpose of expressing an opinion on the effectiveness of internal control over compliance. Accordingly, we do not express an opinion on the effectiveness of the City's internal control over compliance.

A *deficiency* in internal control over compliance exists when the design or operation of a control over compliance does not allow management or employees, in the normal course of performing their assigned functions, to prevent, or detect and correct, noncompliance with a type of compliance requirement of a federal program on a timely basis. A *material weakness* in internal control over compliance is a deficiency, or combination of deficiencies, in internal control over compliance, such that there is a reasonable possibility that material noncompliance with a type of compliance requirement of a federal program will not be prevented, or detected and corrected, on a timely basis. A significant deficiency in internal control over compliance is a deficiency, or a combination of deficiencies, in internal control over compliance with a type of compliance requirement of a federal program that is less severe than a material weakness in internal control over compliance, yet important enough to merit attention by those charged with governance.

Our consideration of internal control over compliance was for the limited purpose described in the first paragraph of this section and was not designed to identify all deficiencies in internal control over compliance that might be material weaknesses or significant deficiencies. We did not identify any deficiencies in internal control over compliance that we consider to be material weaknesses. However, material weaknesses may exist that have not been identified.

The purpose of this report on internal control over compliance is solely to describe the scope of our testing of internal control over compliance and the results of that testing based on the requirements of the Uniform Guidance. Accordingly, this report is not suitable for any other purpose.

UHY LLP

Albany, New York
September 27, 2016

CITY OF ALBANY
SCHEDULE OF EXPENDITURES OF FEDERAL AWARDS
Year Ended December 31, 2015

Program	Federal CFDA Number	Identifying Number	Total Federal Expenditures	Expenditures to Subrecipients
United States Department of Housing and Urban Development				
Community Development Block/Entitlement Grant	14.218		\$ 3,612,635	\$ 3,499,307
Emergency Solutions Grant Program	14.231		290,845	290,845
Home Investment Partnership Program	14.239		435,934	435,934
Housing Opportunities for Persons with AIDS	14.241		493,566	493,566
Total United States Department of Housing and Urban Development			\$ 4,832,980	\$ 4,719,652
United States Department of Justice/ Office for Victims of Crime				
Antiterrorism Emergency Reserve	16.321		6,373	-
Office of Juvenile Justice and Delinquency Prevention				
Juvenile Accountability Block Grants	16.523		67,017	-
Bureau of Justice Assistance				
ARRA - COPS Hiring 2011	16.710	2011UMWX0141	31,718	-
Edward Byrne Memorial Justice Assistance Grant Program 2013	16.738	2013-DJ-BX-0368	45,008	-
Edward Byrne Memorial Justice Assistance Grant Program 2014	16.738	2014-DJ-BX-0342	34,796	-
Bulletproof Vest Partnership Program	16.607		29,534	-
Total United States Department of Justice			\$ 214,446	\$ -
United States Department of Labor/ Pass-through New York State Department of Labor				
WIA Cluster				
WIA/WIOA Adult Program	17.258	N/A	708,847	-
WIA/WIOA Youth Activities	17.259	N/A	497,230	-
WIA Dislocated Worker	17.260	N/A	553,900	-
Total WIA Cluster			1,759,977	-
Trade Adjustment Assistance	17.245	N/A	67,905	-
Employment Service/Wagner-Peyser Fund Activities	17.207	N/A	97,050	-
Workforce Investment Act (WIA) National Emergency Grants	17.277	N/A	10,789	-
Workforce Innovation Fund	17.283	N/A	68,007	-
Total United States Department of Labor			\$ 2,003,728	\$ -
United States Department of Transportation/ Pass-through New York State Department of Transportation				
Highway Planning and Construction				
Madison Avenue Road Diet	20.205	1759.740	35,154	-
ITS Washington/Western	20.205	1756.63	3,143,130	-
Pavement Preservation Project	20.205	1759.79.121	72,096	-
Sheridan Hollow	20.205	1757.95.121	245,791	-
Total Highway Planning and Construction			3,496,171	-
Total United States Department of Transportation			\$ 3,496,171	\$ -

The accompanying notes are an integral part of this Schedule.

CITY OF ALBANY
SCHEDULE OF EXPENDITURES OF FEDERAL AWARDS (Continued)
Year Ended December 31, 2015

Program	Federal CFDA Number	Identifying Number	Total Federal Expenditures	Expenditures to Subrecipients
Corporation for National and Community Services/ Pass-through New York State Corp Collaboration AmeriCorps	94.006	N/A	79,516	-
Total Corporation for National and Community Services			\$ 79,516	\$ -
United States Social Security Administration/ Social Security Administration Social Security - Work Incentives Planning and Assistance Program	96.008		10,789	-
Total United States Social Security Administration			\$ 10,789	\$ -
United States Department of Homeland Security/ United States Federal Emergency Management Agency Homeland Security Grant Program				
Critical Infrastructure Grant Program	97.067	WM14834749	44,978	-
Tactical Team Targeted Program	97.067	WM14164249	98,551	-
LETPP/SLETPP 2013	97.067	WM13834732	154,284	-
LETPP/SLETPP 2014	97.067	WM14153642	198,294	-
Critical Infrastructure Grant Program	97.067	WM14153649	49,406	-
Explosive K9 Detection	97.067	WM14883949	13,003	-
Total Homeland Security Grant Program			558,516	-
Total United States Department of Homeland Security			\$ 558,516	\$ -
Total Expenditures of Federal Awards			\$ 11,196,146	\$ 4,719,652

The accompanying notes are an integral part of this Schedule.

CITY OF ALBANY
NOTES TO SCHEDULE OF EXPENDITURES OF FEDERAL AWARDS
Year Ended December 31, 2015

NOTE A – SUMMARY OF ACCOUNTING POLICIES

1. *Scope of Single Audit*

The accompanying Schedule of Expenditures of Federal Awards presents all activity of federal award programs of the City of Albany (City) (primary government) but does not include the activity of the federal awards programs, if any, of the component units for the year ended December 31, 2015. Only the primary government's awards received directly from federal and state agencies, as well as federal awards passed through other government agencies, are included on the Schedule of Expenditures of Federal Awards.

2. *Basis of Accounting*

The accompanying Schedule of Expenditures of Federal Awards is presented using the modified accrual basis of accounting used by the City in reporting these programs to the federal government.

3. *American Recovery and Investment Act (2009)*

In 2009, the American Recovery and Reinvestment Act of 2009 (ARRA, Recovery Act) was enacted. The Recovery Act provides for appropriations for job preservation and creation, infrastructure investment, energy efficiency and science, assistance to the unemployed, State and local fiscal stabilization and for other purposes. Recovery Act funded federal expenditures have been separately identified in the Schedule for the year ended December 31, 2015, include the following:

<u>Federal Grantor/Pass-Through Grantor/Program Title</u>	<u>CFDA Number</u>	<u>Total ARRA Expenditures</u>
ARRA - COPS Hiring 2011	16.710	\$ 31,718

NOTE B – NONCASH ASSISTANCE

The City had no awards expended in the form of noncash assistance during the year ended December 31, 2015.

NOTE C – LOANS AND LOAN GUARANTEES

The City had no federal loans or federal loan guarantees outstanding as of December 31, 2015.

NOTE D – INSURANCE

The City did not participate in any federal insurance programs as of December 31, 2015.

NOTE E – INDIRECT COSTS

Indirect costs are included in the reported expenditures to the extent such costs are included in the federal financial reports used as the source for the data presented.

CITY OF ALBANY
SCHEDULE OF FINDINGS AND QUESTIONED COSTS
Year Ended December 31, 2015

Section I – Summary of Auditors Results

Financial Statements

Type of auditors' report issued:	Unmodified
Internal control over financial reporting:	
Material weakness(es) identified?	No
Significant deficiency(ies) identified?	None reported
Noncompliance material to financial statements noted?	No

Federal Awards

Internal control over the major programs:	
Material weakness(es) identified?	No
Significant deficiency(ies) identified?	None reported
Type of auditor's report issued on compliance for the major programs:	Unmodified
Any audit findings disclosed that are required to be reported in accordance with 2 CFR Section 200.516(a)?	No

Identification of the major programs:

<u>Name of Federal Program or Cluster</u>	<u>CFDA Number(s)</u>
Homeland Security Grant Program	97.067
Housing Opportunities for Persons with AIDS	14.241
Highway Planning and Construction	20.205

Dollar threshold used to distinguish between type A and type B programs:	\$ 750,000
--	------------

Auditee qualified as low-risk auditee?	No
--	----

CITY OF ALBANY
SCHEDULE OF FINDINGS AND QUESTIONED COSTS (Continued)
Year Ended December 31, 2015

Section II – Financial Statement Findings

None Reported

Section III – Federal Award Findings and Questioned Costs

None Reported

CITY OF ALBANY
STATUS OF PRIOR YEAR FINDINGS
Year Ended December 31, 2015

Status of Prior Year Findings

Finding 2014-001

Condition: Historically, the City has recorded payroll expense in the period paid. During 2014, the City determined it was appropriate to record these expenses in the period incurred.

Current Year Status: No such instances were noted in connection with the City's financial statement audit for the year ended December 31, 2015.

Finding 2014-002

Condition: During 2014, the City did not properly prepare the summary of accrued compensated absences in a timely manner.

Current Year Status: The City has improved its procedures for maintaining and updating employee accrued compensated absences and was able to provide this information in a more timely manner. Maintenance of this information should continue to improve with the current installation of new software to collect employee data.